

File No: N-11011/106/2019-HFA-III-UD (9080500)

Government of India
Ministry of Housing & Urban Affairs
(HFA Directorate)

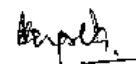
Nirman Bhawan, New Delhi,
Dated: 22nd January, 2020

OFFICE MEMORANDUM

Subject: Minutes of the 50th meeting of the Central Sanctioning and Monitoring Committee (CSMC) for Pradhan Mantri Awas Yojana (Urban) -Housing for All.

The undersigned is directed to forward herewith a copy of the minutes of the 50th meeting of the Central Sanctioning and Monitoring Committee (CSMC) for Pradhan Mantri Awas Yojana (Urban) -Housing for All Mission held on 27.12.2019 at New Delhi with Secretary, Ministry of Housing & Urban Affairs in chair, for information and necessary action.

Encl: As above



(Vinod Gupta)

**Under Secretary to the Govt. of India
Tel: 011- 23062859**

To,

Members of the CSMC as follows:

1. Secretary, Ministry of Housing & Urban Affairs, Nirman Bhavan, New Delhi
2. Secretary, Department of Expenditure, Ministry of Finance, North Block, New Delhi.
3. Secretary, Ministry of Social Justice and Empowerment Shastri Bhavan, New Delhi.
4. Secretary, Department of Health and Family Welfare, Nirman Bhawan, New Delhi.
5. Secretary, Department of Financial Services, Ministry of Finance.
6. Secretary, Ministry of Labour & Employment, Shram Shakti Bhawan, New Delhi
7. Secretary, Ministry of Minority Affairs, Paryavaran Bhawan, New Delhi
8. Addl. Secretary (Housing), M/o HUA, Nirman Bhawan, New Delhi
9. Joint Secretary (NULM), MoHUA, Nirman Bhawan, New Delhi
10. Joint Secretary and Financial Adviser, Ministry of HUA, Nirman Bhavan, New Delhi.
11. Mission Director (Smart Cities), MoHUA.
12. Joint Secretary & Mission Director -in charge of HFA, MoHUA.


Copy to:

- i. The Principal Secretary, Municipal Administration & UD, Govt of Andhra Pradesh, Room 105, L- Block AP Secretariat, Hyderabad, 500022
- ii. Addl. Chief Secretary, Guwahati Development Department and Urban Development Deptt., Govt. of Assam, D Block, 3rd Floor, Assam Secretariat Civil, Dispur, Guwahati-781006.
- iii. The Principal Secretary, Urban Development and Housing Department, State Government of Bihar, Vikash Bhavan, Mailey Road, New Sectt. Patna-15
- iv. The Additional Chief Secretary, Department of Housing & Urban Development, Government of Gujarat, 14th Block, 9th Floor, Sachivalaya, Gandhinagar.382010, Gujarat.

- v. The Secretary (Housing), Govt. of Karnataka, Room No.213, 2nd Floor, Vikas Souda, Dr. B.R. Ambedkar Road, Bangalore -560001
- vi. The Secretary, Deptt of LSG(UA), Govt. of Kerala, Room No - 127, 1st floor, North Block, Govt Secretariat, Thiruvananthapuram.
- vii. The Principal Secretary (Urban Development & Environment), Government of Madhya Pradesh, Ballabh Bhawan, Mantralaya, Bhopal -462016.
- viii. The Director(Housing) Ex-officio Director (Housing) cum Joint Secretary to Govt. Housing and Urban Development Department , Government of Odisha, State Secretariat, Annex -B, Bhubaneswar-751001.
- ix. The Secretary to Government, H &UD Department, Govt. of Tamil Nadu, Secretariat, Chennai-600009
- x. The Principal Secretary, Department of Urban Development, Government of Goa, Secretariat, Porvorim, Goa-403521
- xi. The Principal Secretary (Housing &UD), U.T. Govt of Jammu & Kashmir, Room No. 3/23, Civil Secretariat, Jammu-18001.
- xii. The Secretary, Housing and Urban Development, Govt of Punjab Room No. 310, 3rd Floor, Mini Secretariat, Chandigarh.
- xiii. The Principal Secretary (Housing, Government of Maharashtra Room No 425, 4th Floor, Mantralaya, Mumbai-400032.
- xiv. The Secretary, Urban Development Government of UP Navchetna Kendra, 10, Ashoka Marg, Lucknow- 226001

Copy also to:

1. CCA, M/o (HUA)
2. General Manager (Projects), HUDCO, India Habitat Centre, Lodhi Road, New Delhi 110003
3. Executive Director, BMTPC, Core 5A, India Habitat Centre, Lodhi Road, New Delhi 110003
4. Director-(HFA-I)/ Director (HFA-IV)/Director (HFA-V), Dy. Secretary (HFA-III), M/o HUA, New Delhi.
5. Director (IFD), M/o HUA
6. Director, NBO.
7. Dy. Chief MIS, HFA Mission Directorate, New Delhi – with a request to upload it on M/o HUA website immediately.
8. PMU, HFA Mission Directorate, New Delhi
9. Under Secretary-HFA-1/HFA-4/HFA-5
10. Section Officer-HFA-1/HFA-2/HFA-3/HFA-4/HFA-5
11. Asst. Accounts Officer (JNNURM/RAY/HFA).



(Vinod Gupta)
Under Secretary to the Govt. of India
Tel: 011- 23062859

Table of Contents

S. No.	Contents	Page Number
1	Confirmation of the minutes of the 49th meeting of CSMC under PMAY (U) held on 27.11.2019 (Agenda 1)	3
2	Consideration for Central Assistance for 155 BLC (New) projects submitted by Andhra Pradesh (Agenda-2)	4
3	Consideration for Central Assistance for 48 BLC (New Construction) and 1 ISSR projects submitted by State of Assam (Agenda 3)	6
4	Consideration for Central Assistance for 19 BLC (New Construction) projects submitted by the State of Bihar (Agenda 4)	7
5	Consideration for Central Assistance for 08 AHP and 40 BLC projects submitted by the State of Gujarat (Agenda 5)	9
6	Consideration for Central Assistance for 05 AHP, 427 BLC (New) projects submitted by State of Karnataka (Agenda 6)	10
7	Consideration for Central Assistance for 17 BLC (New) projects submitted by the State of Kerala (Agenda 7)	12
8	Consideration for Central Assistance for 32 BLC (New) projects submitted by the State of Madhya Pradesh (Agenda 8)	14
9	Consideration for Central Assistance for 01 AHP and 82 BLC (New) projects submitted by State of Odisha (Agenda 9)	16
10	Consideration for Central Assistance for 26 AHP and 260 BLC (New) projects submitted by the State of Tamil Nadu (Agenda 10)	18
11	Consideration and approval for the proposals of States Government of Goa and Gujarat for construction of Demonstration Housing Projects (DHPs) under Technology Sub-Mission (TSM) of Pradhan Mantri Awas Yojana – Urban, PMAY(U) (Agenda 11)	19
12	Proposal for handing over the completed DHP project for constructed 36 houses with Community Hall, Nellore to the Centre of Excellence for Studies in Classical Telugu (CESCT) as an alternate arrangement on rental basis till construction of its own building as submitted by the State Government of Andhra Pradesh (Agenda 12)	25
13	Proposal for using completed DHP of 36 houses at Bihar Sharif, Bihar for accommodation of participants of Harbait Indoor Shooting Range and Tourism Department submitted by the State of Government of Bihar (Agenda 13)	26
14	Proposal for consideration for Modification in Annexure 3 for Third Party Quality Monitoring Report of BLC projects under Reference Guide for Third Party Quality Monitoring under PMAY (U) (Agenda 14)	27
15	Consideration for Central Assistance for 41 BLC (N) and 12 BLC (E) projects submitted by the UT of Jammu & Kashmir (Agenda 15)	28
16	Consideration for Central Assistance for 98 BLC (N) and 23 BLC (Enhancement) submitted by the State of Punjab (Agenda 16)	30
17	Consideration for Central Assistance for 29 BLC (New) projects submitted by State of Maharashtra (Agenda 17)	31
18	Consideration for Central Assistance for 158 BLC (N) and 20 BLC (E) projects submitted by State of Uttar Pradesh (Agenda 18)	33
19	GENERAL OBSERVATIONS	35

Minutes of the 50th meeting of the Central Sanctioning and Monitoring Committee (CSMC) under Pradhan Mantri Awas Yojana (Urban) - Housing for All Mission held on 27th December, 2019.

The 50th meeting of the Central Sanctioning and Monitoring Committee (CSMC) under Pradhan Mantri Awas Yojana (Urban) [PMAY (U)] was held on 27th December, 2019 at 10.30a.m. in the Conference Room, Nirman Bhawan, New Delhi, with Secretary, Ministry of Housing and Urban Affairs in Chair. The list of participants is at **Annexure-I**.

2. At the outset, the Secretary, Ministry of Housing & Urban Affairs (MoHUA) welcomed the participants/representatives from the State Governments, participants/officers of the Ministry and other Departments. Following observations/directions of CSMC were made for compliance by all State/UTs Governments:

- i. Angikaar (अंगिकार), an intensive campaign in all HFA cities was launched on 29th August 2019 by the Ministry of Housing & Urban Affairs, Government of India with the purpose to converge with various urban Missions/schemes of other Ministries like Health & Family Welfare, Jal Shakti, Environment Forest & Climate Change, New & Renewable Energy, Petroleum & Natural Gas, Power etc. of the Government of India so that the beneficiaries can avail benefits of their schemes. This will facilitate PMAY (U) beneficiaries to not only get acclimatised to the new environment but also adopt best practices and lead a healthy life while maintaining common infrastructure and basic civic facilities. The progress of Need Assessment under the Angikaar campaign so far is not up to the mark in most of the States/UTs. It is, therefore, required that the States/UTs vigorously monitor and consistently follow up with ARPs to ensure that the need assessment is completed latest by 25th January, 2020 for all beneficiaries whose houses are completed and occupied or even grounded (in case of BLC) so that it culminates on the occasion of functions being organised on Republic Day i.e. 26th January, 2020. The States are also advised to document the processes and activities done under the campaign.
- ii. **The Pradhan Mantri Awas Yojana (Urban) has completed four years and State/UT Governments have shown remarkable progress in providing houses to eligible beneficiaries. Given that more than 1 crore houses have been sanctioned, the prime focus is now on execution and completion of all sanctioned projects, especially which have not been started due to any reason so that these are completed within the Mission period.**
- iii. State/UT Governments should now get their demand saturated and send proposals for their remaining demand of housing under PMAY (U) for approval of CSMC latest by **March, 2020** so that the houses sanctioned are progressively completed by 2022. A rational assessment on the actual demand of houses may also be conducted and all demand should get sanctioned in March, 2020 when the next CSMC meeting will be held.



- iv. In case of more than one beneficiary in a family, the eligible beneficiaries under BLC may be given the benefit of PMAY (U) separately and in case land area is insufficient for separate houses, vertical construction may be allowed for these beneficiaries.
- v. It has been observed that some of the projects could not be started/progressed due to various reasons such as non-availability of land, court litigations, dispute in tender in finalisation etc. As a result, Central Assistance released in such projects could not be utilized and it has become difficult for States/UTs to submit UCs. Finance Division in the Ministry is also emphasizing that without utilization certificate(s) of the fund released till March 2018, further release of funds to the States needs to be restricted in view of the directions from the MoF during budget review meetings. It has also been observed that some States has utilized funds released for a set of approved projects to other projects in view of the provision in para 14.7 of the PMAY (U) guidelines, which states that in order to provide flexibility, States/UTs are allowed to release funds on the basis of actual progress of the projects, implying that for a project being implemented faster, States/UTs can release more funds. But at the time of furnishing utilisation certificates they are facing difficulties as the fund released was for the purpose of a limited number of projects and expenditure incurred from the Central Assistance is more than the fund released for these projects. **In view of the above, CSMC has directed that States/UTs may submit all such cases where funds meant for a project has been utilized in other project(s) so that the Ministry can issue necessary adjustment orders which will enable the States/UTs to submit the UCs at the earliest. It has also been directed that the States/UTs need to submit proposals for the funds which are lying unspent due to problem in execution of projects for utilization in other ongoing projects with justification for consideration in the Ministry for issuing necessary adjustment orders.**
- vi. Submission of Utilisation Certificates in respect of Central Assistance released under PMAY(U) including funds released through Extra Budgetary Resources, (which is an interest bearing fund), is mandatory as per General Finance Rules. State/UT Governments must ensure timely submission of UCs and if, due to any specific reasons, the same is not possible, Provisional Utilisation Certificate on utilisation of funds may be furnished. For use of locked fund in any project(s), proposals for adjustment for use in other on-going projects may be sent for consideration of this Ministry.
- vii. With respect to SLTC and CLTCs, States/UTs were advised to engage qualified and efficient professionals as per the capacity building guidelines and financial norms under PMAY(U). This will help States/UTs in delivering quality output in PMAY (U) activities and monitoring. At the same time, States/UTs to ensure optimum utilization of their services and judiciously position/relocate them where progress of projects has been slow. Periodic review of their performance with respect to projects preparation, grounding, completion and occupancy etc. should be done by the competent authority.
- viii. In some States/UTs, there are large numbers of completed houses under JnNURM, which are lying unoccupied. In spite of repeated assurances given by the representatives of the State/UT Governments, these houses have not been allotted. All State/UT Governments must ensure allotment and occupancy of these completed houses by end

of January, 2020. Further, all excess Central Assistance lying with them for JnNURM projects must be refunded with interest immediately. Pending UCs under JnNURM and RAY should also be submitted without any further delay.

- ix. In order to bring more efficiency and transparency in administrating the interest subsidy claim processes under CLSS, the Ministry has developed a web-based 'CLSS Awas Portal (CLAP)' with the following features:
 - a. Web based real time Aadhaar verification.
 - b. De-duplication of beneficiaries with other three verticals of PMAY(U).
 - c. Intimation of progress of application to the beneficiaries through SMS at all stage;
 - d. CLSS tracker to enable applicants to track their application status; and
 - e. Disposal of cases in queue instead of bunching to avoid delay.
- x. All States/UTs to ensure Geo-tagging of all BLC, AHP & ISSR projects through the upgraded version of Bhuvan/BharatMap/Mobile App.
- xi. As per PMAY (U) guidelines, the State/UT Governments must ensure that the houses constructed under PMAY (U) are allotted in the name of the woman beneficiary or jointly with spouse/husband.
- xii. CSMC is an Apex Committee under Chairmanship of Secretary, MoHUA and therefore, the Principal Secretary/Secretary/Mission Director looking after the PMAY(U) matters in the State/UT Governments should only participate in the CSMC meetings to apprise the progress as well as policy level decisions and interventions being taken at the State/UT Government level for successful implementation of PMAY (U).
- xiii. **It has also been brought to the notice that CSMC in its 7th meeting held on 17th March, 2016 delegated certain functions and financial powers to JS &MD (HFA) with due approval of IFD for incurring budgetary allocation under HFA/PMAY (U) towards office expenses and Other Administrative Expenses under Establishment head for meeting operational requirement of the Mission Directorate. The administration division was then under MoHUPA. The same power of JS&MD (HFA) may be continued in MoHUA.**
- xiv. **The next CSMC will be held in March, 2020 preferably by 2nd week. By that time, all the revision proposals, curtailment, data cleaning, beneficiary modification etc. need to be sorted out for better implementation of the approved projects.**

3. Thereafter, Joint Secretary and Mission Director (HFA) introduced the agenda for the meeting. The agenda items also form part of the minutes. The item-wise minutes are recorded as follows:

1	Confirmation of the minutes of the 49th meeting of CSMC under PMAY (U) held on 27.11.2019 (Agenda 1)
---	--

The minutes of the 49th meeting of CSMC under PMAY (U) held on 27.11.2019 were confirmed.



2	Consideration for Central Assistance for 155 BLC (New) projects submitted by Andhra Pradesh (Agenda-2)
---	--

A. Basic Information:

The proposal for consideration of CSMC was for Central Assistance for 155 BLC (New) projects under PMAY(U) submitted by State Government of Andhra Pradesh. The salient details of the proposal are as under:

(Rs. in lakh)

Component	No. of Projects (cities)	Total No. of houses proposed	No. of EWS houses proposed	Central Assistance	State and ULB share	Beneficiary contribution	Date of Appraisal by SLAC / approval of SLSCMC
BLC (N)	155(155)	3,70,255	3,70,255	5,55,382.50	2,49,598.00	8,69,364.36	17.12.2019/ 18.12.2019

B. Additional information given by the State:

i.	Progress: <table><tr><th>Vertical</th><th>Approved</th><th>Grounded</th><th>Completed</th></tr><tr><td>BLC</td><td>9,14,028</td><td>3,93,336</td><td>1,08,921</td></tr><tr><td>AHP</td><td>7,01,481</td><td>4,79,095</td><td>1,88,736</td></tr></table>	Vertical	Approved	Grounded	Completed	BLC	9,14,028	3,93,336	1,08,921	AHP	7,01,481	4,79,095	1,88,736
Vertical	Approved	Grounded	Completed										
BLC	9,14,028	3,93,336	1,08,921										
AHP	7,01,481	4,79,095	1,88,736										
ii.	Geo-tagging of 118 AIIP projects in new Apphave been completed and remaining are in progress. Similarly,1,66,392BLC houses have been geo-tagged and remaining are under progress.												
iii.	All the completed houses under AIIP vertical will be allotted to the identified beneficiariesby March, 2020.												
iv.	Land patta will be given to all beneficiaries under BLC vertical to the residents on government land in a Yugadhi celebration in March, 2020.												
v.	For the proposed projects, infrastructure for water supply, storm water drains, external electricity, roads, solid waste management etc. already exist.The duration for execution of the proposed BLC projects is 18 months.												
vi.	The State government has exempted the registration cost to facilitate the beneficiaries to get valid site ownership documents thereby saving cost and time.												
vii.	The State Government proposed to utilize the untutilized funds already released for AHP projects in BLC projects for which proposal will be submitted to the Ministry.												
viii.	All payments to the beneficiaries are released electronically through Aadhaar bridge payment system to the individual SB accounts to maintain transparency in releases.												
ix.	All the JnNURM houses will be occupied by March, 2020.												

C. CSMC observations:

i.	As per estimate submitted, cost of extra cement has been mentioned apart from civil items. Similarly, cost of unforeseen items has been also included. State Government may rework the estimates and ensure that no untoward cost is included for funding in the sanctioned projects.
----	---

ii.	With regard to unspent balance available with the State Governments in AHP projects, it was advised that the State Government may expeditiously send the proposals for consideration of the Ministry to utilize the fund for other ongoing sanctioned BLC projects of PMAY(U) in the State so that necessary adjustment orders can be issued.
iii.	Women ownership or joint ownership of houses must be ensured to all beneficiaries under PMAY (U). Only male ownership must be avoided by ensuring Joint Ownership.
iv.	State Government may consider using new innovative housing technologies for construction of houses. HFA Directorate has shortlisted few technologies for Light House projects and are being documented which can be adopted for AHP/BLC houses. Similarly, standard housing designs for various sizes of plots may be prepared which can be adopted by beneficiaries for construction of houses under BLC vertical. All the houses must be planned with two habitable rooms as per NBC norms.
v.	State Government should ensure land ownership rights and clear patta title of the eligible beneficiaries under BLC component of PMAY (U).
vi.	Geo-tagging of houses in the State is very slow. State government should ensure that all houses in progress are geo-tagged at the earliest.
vii.	The HFAPoAs for all the remaining cities should be submitted by the State at the earliest
viii.	Utilization Certificates under PMAY (U) may be submitted at the earliest. UCs for Rs.15.28 crore under RAY is also pending for a long time. The State should expedite submission of the pending UCs. Further, there is an excess ACA of Rs. 52.08 crore under JnNURM, which should be refunded immediately as there is audit observation in this regard.
ix.	State Government must ensure allotment of 2,729 unoccupied houses under JnNURM without any further delay. Further 3,310 houses under JnNURM and 1,538 houses under RAY are shown as "in progress" which may be completed and allotted soon.
x.	Out of 16,15,509 houses sanctioned earlier, beneficiaries attached with valid Aadhaar are 8,26,334. State should expedite all MIS entries and beneficiaries' attachment. In no case, second instalment of Central Assistance will be considered for release unless beneficiaries are attached in PMAY(U)-MIS.

D. CSMC Decision:

After deliberations, the CSMC approved Central Assistance in the proposed projects submitted by the State of Andhra Pradesh and recommended for release of first instalment of the Central Assistance as under:

<i>(Rs. in lakh)</i>					
Component	No. of Projects	No. of EWS houses	Central Assistance	1 st instalment (40 %) of Central Assistance	Condition(s), if any, for release of 1 st instalment
BLC (New)	155	3,70,255	5,55,382.50	2,22,153.00	Aadhaar seeded beneficiary entries in MIS of PMAY (U).

Project-wise details are given at **Annexure II**.

[Signature]

3	Consideration for Central Assistance for 48 BLC (New Construction) and 1 ISSR projects submitted by State of Assam (Agenda 3)
---	---

A. Basic Information:

The proposal for consideration of CSMC was for Central Assistance for 48 BLC (New Construction) and 1 ISSR projects submitted by the State of Assam. The salient details of the proposal are as under:

Component	No. of Projects (cities)	No. of EWS houses proposed	Central Assistance (Rs. in lakh)	State share (Rs. in lakh)	ULB Share (Rs. in lakh)	Beneficiary contribution (Rs. in lakh)	Date of Appraisal by SLAC / approval of SLSMC
BLC (N)	48(48)	20,338	30,507.00	10,169.00	-	16,299.31	23.12.2019
ISSR	1(1)	64	64.00	32.00	310.10	-	24.12.2019

B. Additional information by the State:

i.	Out of 96,074 BLC (N) houses approved earlier, 57,154 beneficiaries have been attached in PMAY(U)-MIS. Further, 46,112 houses have been geo-tagged. It was informed that process of enrolment of Aadhaar is in progress and exemption for Aadhaar for BLC beneficiaries may be considered.
ii.	Mandatory conditions except non-agriculture land permission and Model Tenancy Act have been achieved.
iii.	The houses proposed are to be constructed by conventional method and split bamboo wall from plinth level.
iv.	100% payment through DBT/PFMS is being done.
v.	Progress: BLC(N): Out of 96,074 houses approved earlier, work order has been issued for 46,963 houses, 15,255 houses have been completed so far.
vi.	In NURM: 2,387 houses are under progress which will be allotted on completion.
vii.	ANGIKAAR & PMAY U State Award, live interaction & fund release programme was organised in the august presence of Hon'ble Chief Minister on 30 th October 2019 at Guwahati.

C. CSMC observations:

i.	Joint ownership of houses is mandatory under PMAY (U) guidelines. Even if ownership rights of the house is with male member of the family, the allotment of houses should be jointly with the name of female member in the first.
ii.	The State may submit HFAPoAs of remaining cities at the earliest.
iii.	The progress of completion of sanctioned projects is very poor. The projects sanctioned in the years 2016 and 2017 should have been completed by now. State to expedite completion of houses and report to the Mission Directorate at the earliest.
iv.	The NBC norms for construction of houses must be ensured keeping in view the disaster vulnerable region.

v.	1 st instalment of Central Assistance for ISSR project will be released on confirmation by State Government about selection of Developer for the projects, registration of the projects under RERA and that work order has been issued.
vi.	State Government should ensure clear land title of the beneficiary under PMAY (U).
vii.	The State has an unspent balance of Rs. 175.77 crore under PMAY (U) for which Utilization Certificates may be submitted at the earliest. UCs for Rs.61.54 crore under JnNURM is also pending for a long time.
viii.	Out of 96,074 houses sanctioned earlier, beneficiaries attached with valid Aadhaar are only 957 and rest are attached with other ID proofs. It was suggested that State Government may consider organising events under Angikaar and enrol all beneficiaries of PMAY (U) in Aadhaar at one go. Meanwhile, voter I-card can be used as identity proof.
ix.	JnNURM: The State should expedite allotment of un-occupied houses to the eligible beneficiaries immediately and also furnish pending UCs immediately.
x.	The progress under Angikaar is very slow. State Government should expedite the completion of need assessment and other activities under the campaign.

D. CSMC Decisions:

In view of the above, the CSMC approved Central Assistance and recommended for release of first instalment of the Central Assistance for the State of Assam as under:

Component	No. of Projects	No. of EWS houses	Central Assistance (Rs. in lakh)	1 st instalment (40 %) of Central Assistance (Rs. in lakh)	Condition(s), if any, for release of 1 st instalment
BLC (New)	48	20,338	30,507.00	12,202.80	Beneficiary attachment in MIS of PMAY (U).
ISSR	1	64	64.00	25.60	Compliance to the observations at 3C(v) and beneficiary attachment in MIS of PMAY (U).

Project-wise details are given at **Annexure III**.

4	Consideration for Central Assistance for 19 BLC (New Construction) projects submitted by the State of Bihar (Agenda 4)
---	---

A. Basic Information:

The proposal under consideration of CSMC was for Central Assistance for 19 BLC (New Construction) projects submitted by the State of Bihar. The salient details of the proposal are as under:

<i>(Rs. in lakh)</i>						
Component	No. of Projects (cities)	No. of EWS houses proposed	Central Assistance	State share	Beneficiary contribution	Date of Appraisal by SLAC / approval of SLSMC
BLC (New)	19(19)	9,601	14,401.50	4,800.50	33,626.22	23.12.2019/ 16.01.2020

B. Additional information given by the State:

i.	Progress:			
	Vertical BLC	Approved	Grounded	Completed
		285,788	114,086	34,316
ii.	Out of 2,85,788 BLC houses approved earlier, 1,81,463 beneficiaries have been attached in PMAY (U)-MIS. Further, 83,090 houses have been geo-tagged.			
iii.	Except Model Tenancy law, all mandatory reforms have been achieved.			
iv.	HIFAPoAs for 93 ULBs have been submitted, the rest are in progress.			
v.	CLSS: 5,744 beneficiaries have availed interest subsidy.			
vi.	All the houses under JnNURM and RAY will be completed and occupied soon.			
vii.	137 professionals under CITCs have been deployed in the State.			
viii.	Infrastrucure components like water, electricity etc. will be funded through State schemes.			

C. CSMC observations:

i.	The State Government may consider preparation of standard housing designs for various sizes of plots which can be adopted by beneficiaries for construction of houses under BLC vertical.
ii.	There is big potential of BLC projects in the State of Bihar. State Government may consider giving land 'patta' to the beneficiaries so that they can be included in the PMAY (U).
iii.	The revised copies of HIFAPoAs as per the observations made are to be submitted at the earliest along with HIFAPoAs of remaining cities.
iv.	Geo-tagging of houses may be ensured for all sanctioned projects.
v.	Adequate infrastructure such as individual water, sanitation and electricity connections and convergence of other Government of India/State Government schemes needs to be ensured by the State.
vi.	In order to sensitize beneficiaries of PMAY (U) on the issue of decent living conditions, State Government is required to expedite the activities under Angikaar campaign.
vii.	The State has an unspent balance of Rs. 778.31 crore under PMAY (U) for which Utilization Certificates may be submitted at the earliest. Long pending Utilization Certificates for Rs. 26.62 crore under JnNURM and Rs. 80.94 crore under RAY should be submitted immediately. Further, excess Central Assistance of Rs. 45.50 crore under JnNURM should be refunded immediately as there is an audit observation on the excess fund lying unutilized for so long in the State.
viii.	JnNURM and RAY: 192 houses under JnNURM and 3,932 houses under RAY are reported as non-started, the same may be completed immediately.
ix.	SLSMC Minutes needs to be submitted at the earliest.

D. CSMC Decision:

After deliberations, the CSMC approved Central Assistance and recommended for release of first instalment of Central Assistance for the State of Bihar as under:

Component	No. of Projects	No. of EWS houses	Central Assistance (Rs. in lakh)	1 st instalment (40%) of Central Assistance (Rs. in lakh)	Condition(s), if any, for release of 1 st instalment of Central Assistance
BLC (New)	19	9,601	14,401.50	5,760.60	Vadhaar seeded beneficiary entries in MIS of PMAY (U) and submission of SLSCM Minutes.

Project-wise details are given at **Annexure IV**.

5	Consideration for Central Assistance for 08 AHP and 40 BLC projects submitted by the State of Gujarat (Agenda 5)
---	--

A. Basic Information:

The proposal under consideration of CSMC was for Central Assistance for 08 AHP and 40 BLC (New) projects submitted by the State of Gujarat. The salient details of the proposal are as under:

(Rs. in lakh)

Component	No. of Projects (cities)	Total No. of houses proposed	No. of EWS houses proposed	Central Assistance	State share	ULB/ Implg. Agency share	Beneficiary contribution	Date of Appraisal by SLAC / approval of SLSCM
AHP	08(02)	10,474	10,474	15,711.00	15,711.00	4,138.14	33,172.00	23.12.2019/
BLC	40(36)	2,430	2,430	3,645.00	5,007.03	Nil	1,338.24	24.12.2019

B. Additional information given by the State:

i.	Progress:																				
	<table><tr><th>Vertical</th><th>Approved</th><th>Progress</th><th>Completed</th></tr><tr><td>AHP</td><td>2,18,332</td><td>58,096</td><td>76,771</td></tr><tr><td>ISSR</td><td>64,370</td><td>19,404</td><td>2,976</td></tr><tr><td>BLC</td><td>94,289</td><td>48,186</td><td>21,974</td></tr><tr><td>CLSS</td><td>2,17,123</td><td>-</td><td>2,17,123</td></tr></table>	Vertical	Approved	Progress	Completed	AHP	2,18,332	58,096	76,771	ISSR	64,370	19,404	2,976	BLC	94,289	48,186	21,974	CLSS	2,17,123	-	2,17,123
Vertical	Approved	Progress	Completed																		
AHP	2,18,332	58,096	76,771																		
ISSR	64,370	19,404	2,976																		
BLC	94,289	48,186	21,974																		
CLSS	2,17,123	-	2,17,123																		
ii.	PMAY(U)-MIS : 1,35,896 beneficiaries have been attached and 69,854 houses are geo-tagged.																				
iii.	Except Model Tenancy law, all mandatory reforms have been achieved.																				
iv.	The new projects proposed will be completed within 24 months.																				
v.	Physical & social infrastructure is available in close vicinity of project sites. The health facilities to the beneficiaries are made available by the Nagar Palikas in the State.																				
vi.	In BLC projects, State Share is more than the Central Assistance to benefit the beneficiaries of PMAY (U).																				

C. CSMC observations:

i.	The State Government should ensure that the beneficiaries of the PMAY (U) get health facilities in close proximity of the project(s) and if found eligible Ayushman Bharat card may also be issued to them.
ii.	1 st instalment of Central Assistance for AHP projects will be released on confirmation by State Government about selection of Developer for the projects, registration of the projects under RERA, and that work order has been issued.
iii.	Out of 3,76,991 houses sanctioned earlier, beneficiaries attached with valid Aadhaar are 1,21,133. The State should expedite all MIS entries and beneficiary attachment.
iv.	The State has an unspent balance of Rs. 904.47 crore under PMAY (U) for which Utilization Certificates may be submitted at the earliest. Utilization Certificates Rs.4.95 crore under JnNURM and Rs. 43.46 crore under RAY are pending, State should expedite submission of the pending UCs. Further, there is an excess ACA of Rs. 13.25 crore under JnNURM, which may be refunded immediately. The matter has already been taken up with the State government in view of Audit observations.
v.	There is considerable delay in allotment of houses constructed under JnNURM. The State should expedite allotment of un-occupied houses to the eligible beneficiaries immediately.
vi.	The State Government is to submit the copy of the SLAC and SLSMC Minutes at the earliest.

D. CSMC Decision:

In view of the above, CSMC approved Central Assistance for the proposed projects and recommended for release of first instalment of the Central Assistance for the State of Gujarat as under:

Component	No. of Projects	No. of EWS houses	Central Assistance (Rs. in lakh)	1 st instalment (40%) of Central Assistance (Rs. in lakh)	Condition(s), if any, for release of 1 st instalment of Central Assistance
AHP	08	10,174	15,711.00	6,284.40	Compliance to the observations at Para 5C(ii) and (vi)
BLC	40	2,430	3,645.00	1,458.00	Aadhaar seeded beneficiary entries in MIS of PMAY (U) and compliance on 5C(vi).

Project-wise details are given at Annexure V-A, V-B.

6	Consideration for Central Assistance for 05 AHP, 427 BLC(New) projects submitted by State of Karnataka (Agenda 6)
---	---

A. Basic Information:

The proposal under consideration of CSMC was for Central Assistance for 05 AHP, 427 BLC(New) projects submitted by State of Karnataka. The salient details of the proposal are as under:



(Rs. in lakh)							
Component	No. of Projects (cities)	No. of FWS houses proposed	Central Assistance	State share	ULB/ Agency Share	Beneficiary Impltng contribution	Date of Appraisal by SLAC/ approval of SLSMC
AHP	5(5)	72	108.00	432.00	140.00	69.10	23.12.2019/
BLC (New)	427(427)	24,788	37,182.00	554.00	0.00	61,747.50	Awarded

B. Additional information given by the State:

i.	Progress:																
	<table><tr><th>Vertical</th><th>Approved</th><th>Grounded</th><th>Completed</th></tr><tr><td>AHP</td><td>3,56,271</td><td>1,24,139</td><td>9,175</td></tr><tr><td>BLC</td><td>2,09,125</td><td>1,41,611</td><td>90,905</td></tr><tr><td>CLSS</td><td>36,323</td><td>-</td><td>-</td></tr></table>	Vertical	Approved	Grounded	Completed	AHP	3,56,271	1,24,139	9,175	BLC	2,09,125	1,41,611	90,905	CLSS	36,323	-	-
Vertical	Approved	Grounded	Completed														
AHP	3,56,271	1,24,139	9,175														
BLC	2,09,125	1,41,611	90,905														
CLSS	36,323	-	-														
ii.	CLSS: 35,883 beneficiaries have availed interest subsidy of Rs. 774.68 crore.																
iii.	BLC: 141,796 (79.14%) and AHP: 141670 (39.85%) have been attached in PMAY (U)-MIS.																
iv.	Out of 2,09,125 houses under BLC, 123,377houses have been geo-tagged.																
v.	Implementation of mandatory reforms under PMAY (U) is in progress.																
vi.	JnNURM and RAY: Vacant houses of 870 of JnNURM and 1826 of RAY will be allotted soon.																
vii.	The number of houses is less than 250 houses mandated under a few current AHP projects which are part of the demand of the city under AHP vertical. The CSMC has been requested to relax the condition as per para 6.4 of the PMAY (U) guidelines to facilitate construction of houses.																

C. CSMC observations:

i.	The 5 AHP projects proposed having construction of 3 to 18 houses is not justifiable and should be taken up under BLC vertical or in onecluster of AHP project. State Government to reconsider these AHP projects and confirm the same to the Mission Directorate immediately.
ii.	For the AHP project for 1 lakh houses earlier approved, the State Government may think of multi-storied construction to manage the issue of land availability.
iii.	The State should submit HFAPoAs for all the cities at the earliest.
iv.	In case of BLC projects proposed, part cost estimates of items have been indicated. State Government should ensure component-wise cost estimates in the DPRsubmitted under PMAY (U). Similarly, for BLC projects, the construction of houses/size of rooms etc. should be as per relevant provisions of NBC. Structures need to be improved with all required components and revised costing.
v.	The progress of construction of sanctioned houses may be expedited. The State should complete at least 1.50 lakh houses by March, 2020.
vi.	UCs under IEC and A&OE funds under PMAY (U) may be submitted immediately.
vii.	1 st instalment of Central Assistance for AHP project(s) will be released on confirmation by

	State Government about selection of Developer for the project(s), registration of the projects under RERA, and that work order has been issued.
viii.	Under JnNURM, 870 houses are still unoccupied. Similarly, 1826 houses under RAY are still to be allotted. The State should take appropriate steps for allotment of these houses to the beneficiaries without any further delay.
ix.	The State has an unspent balance of Rs. 681.99 crore under PMAY (U) for which Utilization Certificates may be submitted at the earliest. Utilization Certificates for Rs. 0.73 crore under JnNURM and Rs. 92.72 crore under RAY are also pending. The State should expedite submission of the pending UCs.
x.	Out of 5,65,396 houses sanctioned earlier, beneficiaries attached with valid Aadhaar are 2,77,835 (which is only 49%). The State should expedite all MIS entries and beneficiary attachment.
xi.	SLSMC Minutes may be submitted immediately.

D.CSMC Decision:

In view of the above, CSMC approved Central Assistance for the proposed projects and recommended for release of first instalment of the Central Assistance for the State of Karnataka as under:

(Rs. in lakh)

Component	No. of Projects	No. of EWS houses	Central Assistance	1 st instalment (40 % of Central Assistance)	Condition(s), if any, for release of 1 st instalment
AHP	5	72	108.00	43.20	Subject to State Government response on the observation at 6C(i) and compliance of 6C(vii) and 6C(xi).
BLC (New)	427	24,788	37,182.00	14,872.80	Aadhaar seeded beneficiary entries in PMAY (U)-MIS and compliance of 6C(xi).

Project-wise details are given at Annexure VI-A and VI-B.

7	Consideration for Central Assistance for 17 BLC (New) projects submitted by the State of Kerala (Agenda 7)
---	--

A. Basic Information:

The proposal under consideration of CSMC was for Central Assistance for 17 BLC (New) projects submitted by the State of Kerala. The salient details of the proposal are as under:

Component	No. of Projects (cities)	Total No. of houses proposed	No. of EWS houses proposed	Central Assistance (Rs. in lakh)	State share (Rs. in lakh)	ULB share (Rs. in lakh)	Beneficiary contribution (Rs. in lakh)	Date of Appraisal by SLAC / approval of SLSMC
BLC (New)	17(17)	3,181	3,181	4,771.50	6,362.00	1,591.00	Nil	Awaited/ awaited

B. Additional information given by the State:

i.	Progress:			
	Vertical	Approved	Grounded	Completed
	AHP	488	120	0
	BLC	1,11,348	78,200	39,571
	CLSS	11,829	-	-
ii.	71,982 houses have been Geo-tagged under PMAY (U).			
iii.	Out of 1,11,348 houses sanctioned, 91,073 beneficiaries has been attached with valid Aadhaar details in PMAY(U)-MIS.			
iv.	HFAPoAs for all 93 sanctioned cities has been submitted.			
v.	480 houses under JnNURM and 347 houses under RAY are in progress. The same will be completed and allotted soon.			
vi.	All 426 approved projects have been uplodated online on PMAY(U)-MIS.			
vii.	State Government has made a provision of Rs. 17,500 lakh in the budget for the FY 2019-20.			
viii.	In order to increase green coverage in the dwelling units constructed under the scheme, the State Government has made a special provision of giving additional Rs. 10,000.00 to the eligible beneficiary who plant trees etc. in the open areas in close vicinity of house constructed under PMAY(U).			
ix.	Following activities were undertaken under Angikaar: <ul style="list-style-type: none"> • Street plays in 100 locations by Kudumbashree theatre group. • Broadcasted audio spots in 7 private FM stations and AIR for a period of 10 days. • Conducted 100 medical camps. • 1700 ward level awatness programmes on waste management, health and hygiene, energy efficiency, parenting, terrace farming, gender, life style diseases, convergence with various Central and State schemes. • Signature campaigns, flash mobs, bulk SMS, film and video shows, distribution of saplings • "Haridha Bhavanam" competition to recognize the green home among PMAY (U) beneficiaries. 			
x.	Copies of the Minutes of SLAC and SLSMC will be submitted soon. The CSMC was requested to give in-principle approval of the 3,181 houses in 18 BLC (N) projects.			

C. CSMC observations:

i.	It was observed that the detailed DPRs for the project proposals have not been received and the Desk Scrutiny by PMU-MoHUA has not been done. The proposals presented are thus considered for in principle approval.
ii.	The State should expedite the construction of already sanctioned houses.
iii.	Infrastructure services such as individual water, sanitation and electricity connections

	needs to be ensured by the State.
iv.	State Government must ensure contribution of beneficiary share in all the projects under PMAY (U).
v.	The State should ensure that the design and construction of houses are disaster resilient and the specifications conform to IS/ NBC norms.
vi.	Out of 1,11,836 houses sanctioned earlier, beneficiaries attached with valid Aadhaar are 91,075. State to expedite all MIS entries and beneficiary attachment.
vii.	The State has an unspent balance of Rs. 217.32 crore under PMAY (U) for which Utilization Certificates may be submitted at the earliest. Utilization Certificates for Rs. 35.74 crore under JnNURM and Rs. 14.28 crore under RAY are also pending. Further, there is an excess ACA of Rs. 62.13 crore under JnNURM, which may be refunded immediately. The matter has already been taken up with the State government in view of Audit observations.
viii.	The State Government is to submit the copy of the SLAC and SLSMC Minutes at the earliest.

D.CSMC Decision:

After deliberations, the CSMC accorded 'in-principle' approval for Central Assistance in the proposed projects submitted by the State of Kerala and recommended for release of first instalment of the Central Assistance as under:

<i>Rs. in lakh</i>					
Component	No. of Projects	No. of EWS houses	Central Assistance	1 st instalment (40 %) of Central Assistance	Condition(s), if any, for release of 1 st instalment
BLC (New)	17	3181	4771.50	1,908.60	Aadhaar seeded beneficiary entries in MIS of PMAY (U) and compliance of 7C(viii).

Project-wise details are given at **Annexure VII**.

8	Consideration for Central Assistance for 32 BLC (New) projects submitted by the State of Madhya Pradesh (Agenda 8)
---	---

A. Basic Information:

The proposal under consideration of CSMC was for Central Assistance for 32 BLC (New) projects submitted by the State of Madhya Pradesh. The salient details of the proposal are as under:

<i>Rs. in lakhs</i>							
Component	No. of Projects (cities)	No. of EWS houses proposed	Central Assistance	State share	ULB Share	Beneficiary contribution	Date of Appraisal by SLAC / approval of SLSMC
BLC (New)	32(32)	13,276	19,914.00	13,276.00	Nil	17,863.52	16.12.2019/ 26.12.2019

B. Additional information given by the State:

i.	Progress:			
	Vertical	Approved	In progress	Completed
	AIIP	1,43,104	32,686	16,144
	BLC	5,69,436	1,26,330	2,15,540
	ISSR	2172	-	-
	CLSS	47,209		47,209
ii.	4,99,541 BLC beneficiaries (out of 5,69,436 houses sanctioned) have been attached in PMAY(U)-MIS. Further 4,01,312 houses have been geo-tagged.			
iii.	Angikaar: 3093 events were organised in different parts of the State and 1,44,545 beneficiaries were covered on door to door events. Further, 4,48,537 beneficiaries attended city/ward level programme under the Angikaar campaign.			
iv.	JnNURM and RAY completed houses will be handed over soon. 5 projects under RAY will be completed by January, 2020 and rest by March, 2020. As regards 2,751 unoccupied houses under RAY, these will be allotted soon.			
v.	Madhya Pradesh Gazette Notification dated 13.4.2012 of Bhumi Vikas Niyam regarding earthquake resistant design as per relevant Indian Standards will be followed for construction of houses in the proposed projects.			
vi.	The Minutes of the SLSCMC will be submitted shortly.			

C. CSMC observations:

i.	The State has an unspent balance of Rs. 1981.22 crore under PMAY (U) for which Utilization Certificates may be submitted at the earliest. The State Government may furnish UCs immediately. If the State is unable to furnish UCs, at least provisional UCs for the expenditure incurred may be submitted without any delay. Further, representative of IFD, MoHUA informed that the large amount of unspent amount is being shown in PFMS which may be looked into and corrective action may be done.
ii.	The progress of completion of BLC and AHP projects may be expedited.
iii.	State Government may ensure Geo-tagging of all BLC houses sanctioned under the scheme.
iv.	Utilization Certificates for Rs. 0.48 crore under JnNURM and Rs. 23.91 crore under RAY are pending. State should expedite submission of the pending UCs. Excess ACA of Rs. 2.99 crore released under JnNURM should be also refunded immediately.
v.	UCs for funds released under Capacity Building for SLTC & CLTC, IEC, TPQM and A&OE under PMAY (U) have not been received. State may ensure to submit the UCs at the earliest.
vi.	All completed houses under RAY should be allotted immediately.
vii.	Out of 7,14,712 houses sanctioned earlier, beneficiaries attached with valid Aadhaar are 5,21,163. The State should expedite all MIS entries and beneficiary attachment immediately.
viii.	Minutes of the SLSCMC may be submitted immediately.



D. CSMC Decision:

After deliberations, the CSMC approved Central Assistance and recommended for release of first instalment of Central Assistance for the State of Madhya Pradesh as under:

(Rs. in lakh)

Component	No. of Projects	No. of EWS houses	Central Assistance	1 st instalment (40 % of Central Assistance	Condition(s), if any, for release of 1 st instalment
BLC (New)	32	13,276	19,914.00	7,965.60	Aadhaar seeded beneficiary entries in PMAY (U) MIS. and copy of the Minutes of the SLSMC.

Project wise details are given at Annexure VIII.

9	Consideration for Central Assistance for 01 AHP and 82 BLC(New) projects submitted by State of Odisha (Agenda 9)
---	--

A. Basic Information:

The proposal for consideration of CSMC was for Central Assistance for 01 AHP and 82 Beneficiary Led Construction (New) projects submitted by State Government of Odisha. The salient details of the proposal are as under:

Component	No. of Projects (cities)	Total No. of houses proposed	No. of EWS houses proposed	Central Assistance (Rs. in lakh)	State share (Rs. in lakh)	ULB/im plng. share (Rs. in lakh)	Beneficiary contribution (Rs. in lakh)	Date of Appraisal by SLAC / approval of SLSMC
AHP	01(01)	500	500	750.00	1,000.00	758.20	750.00	23.12.2019/ 24.12.2019
BLC (New)	82(70)	10,689	10,689	16,033.50	5,344.50	24.50	10,747.72	

B. Additional information given by the State:

i.	Progress: <table><tr><th>Vertical</th><th>Approved</th><th>Grounded</th><th>Completed</th></tr><tr><td>AHP</td><td>6,462</td><td>4,292</td><td>0</td></tr><tr><td>BLC</td><td>1,14,198</td><td>85,593</td><td>51,507</td></tr><tr><td>ISSR</td><td>7,300</td><td>3,800</td><td>0</td></tr></table>	Vertical	Approved	Grounded	Completed	AHP	6,462	4,292	0	BLC	1,14,198	85,593	51,507	ISSR	7,300	3,800	0
Vertical	Approved	Grounded	Completed														
AHP	6,462	4,292	0														
BLC	1,14,198	85,593	51,507														
ISSR	7,300	3,800	0														
ii.	Data of 510BLC projects approved have been entered in PMAY(U)-MIS. Out of 1,14,198 BLC houses, 92,583 beneficiaries have been attached and 70,346 houses have been geo-tagged																
iii.	M/S Arkitechno Consultants (I) Pvt. Ltd.has been appointed as TPQMA for PMAY (U) and the agency has visited 298 project sites and 150 reports have been submitted. ATRs will be submitted soon to MoHUA for claiming next insallment of Central Assistance for these projects.																
iv.	4 SLTCand 72 CLTC experts have been engaged and are in place.																
v.	In addition to completed houses so far, about 25,000 more houses will be completed by																

	March, 2020.
vi.	JnNURM: About 272 houses under BSUP and 798 houses under IHSDP projects will be surrendered. RAY: 4,313 houses are in progress and 3,812 houses have been completed which will be allotted soon. Out of completed houses, 2304 have been occupied and remaining will be allotted soon.
vii.	IIFAPoAs of 73 cites have been submitted and 20 more will be sent shortly for consideration of MoHUA.

C. CSMC observations:

i.	The State Government may expedite the progress of construction of approved projects.
ii.	There is a huge gap between demand anticipated and houses sanctioned under PMAY (U) for the State. State Government is to expedite submission of more proposals to meet the demand at the earliest.
iii.	The State Government may ensure ownership right of the identified beneficiaries in BLC projects.
iv.	NBC norms with regard to size of rooms must be ensured.
v.	Out of 1,27,960 houses sanctioned earlier in 3 verticals, beneficiaries attached with valid Aadhaar are 88,351 (69%). The State should expedite all MIS entries and beneficiary attachment within a month.
vi.	1 st instalment of Central Assistance for AHP projects will be released on confirmation by State Government about selection of Developer for the projects, registration of the projects under RERA, and that work order has been issued.
vii.	The State has an unspent balance of Rs.143.38 crore under PMAY (U) for which Utilization Certificates may be submitted at the earliest. Utilization Certificates for Rs. 59crore under JnNURM and Rs. 30.26 crore under RAY are also pending, which need to be submitted without any further delay.
viii.	All the completed houses under JnNURM and RAY should be allotted immediately.

D. CSMC Decision:

After deliberations, the CSMC approved Central Assistance and recommended for release of first instalment of Central Assistance for the State of Odisha as under:

Component	No. of Projects	No. of EWS houses	Central Assistance	1 st instalment (40 % of Central Assistance (Rs. in lakh)	Condition(s), if any, for release of 1 st instalment
AIIP	01	500	750.00	300.00	Compliance to the observations at 9C(vi)
BLC (New)	82	10,689	16,033.50	6,413.40	Aadhaar seeded beneficiary entries in PMAY (U)-MIS.

Project wise details are given at Annexure IX A and IX B.

10	Consideration for Central Assistance for 26 AHP and 260 BLC (New) projects submitted by the State of Tamil Nadu (Agenda 10)
----	---

A. Basic Information:

The proposal under consideration of CSMC was for Central Assistance for 26 AHP and 260 BLC (New) projects submitted by the State of Tamil Nadu. The salient details of the proposal are as under:

<i>(Rs. in lakh)</i>							
Component	No. of Projects (cities)	Total No. of houses proposed	No. of EWS houses proposed	Central Assistance	State share	Beneficiary contribution	Date of Appraisal by SLAC / approval of SLSCMC
AHP	26(09)	8,422	8,422	12,633.00	58,954.00	22,042.54	23.12.2019/
BLC(New)	260(213)	22,554	22,554	33,831.00	13,532.40	20,496.60	26.12.2019

B. Additional information given by the State:

i.	Progress:																
	<table><tr><th>Vertical</th><th>Approved</th><th>Grounded</th><th>Completed</th></tr><tr><td>AHP</td><td>1,42,001</td><td>48,461</td><td>25,301</td></tr><tr><td>BLC</td><td>5,53,244</td><td>1,40,271</td><td>1,57,034</td></tr><tr><td>CLSS</td><td>31,447</td><td>-</td><td>-</td></tr></table>	Vertical	Approved	Grounded	Completed	AHP	1,42,001	48,461	25,301	BLC	5,53,244	1,40,271	1,57,034	CLSS	31,447	-	-
Vertical	Approved	Grounded	Completed														
AHP	1,42,001	48,461	25,301														
BLC	5,53,244	1,40,271	1,57,034														
CLSS	31,447	-	-														
ii.	Against the total demand of 13,91,609 houses in 4 verticals, 7,25,540 houses have been sanctioned under PMAY(U).																
iii.	PMAY(U)-MIS : Out of 6,95,245 houses sanctioned, 5,05,930 beneficiaries have been attached and 4,84,270 houses are geo-tagged in BLC and AHP verticals.																
iv.	CLSS: Number of loans sanctioned under CLSS is 31,447. Rs. 553.00 crore as subsidy amount under CLSS vertical has been availed by the beneficiaries.																
v.	At a number of locations, the number of houses is less than 250 houses mandated under AHP vertical of PMAY (U), which are part of the demand of the city under AHP vertical. The CSMC has been requested to relax the condition as per para 6.4 of the PMAY (U) guidelines to facilitate construction of houses.																
vi.	JnNURM: Engineers India Ltd. is executing the incomplete projects under JnNURM and there has been considerable delay in this regard. The State Government requested MoHUA to take up the issue with EIL so that projects are completed at the earliest.																

C. CSMC observations:

i.	In order to meet demand of houses within the Mission period, at least 1.00 lakh houses per month need to be proposed for consideration by the CSMC.
ii.	Beneficiary contribution is on higher side. The State should ensure consent of the beneficiaries in this regard.
iii.	All pending issues like change of beneficiaries, gender modification etc. may be proposed in the next CSMC meeting for consideration.

iv.	JnNURM & RAY: Mission period for JnNURM ended on 31.3.2017. It is now the responsibility of the State Government to get the construction of the remaining houses completed at the earliest. TNSCB may, therefore, write to EIL for early completion of JnNURM projects.
v.	The State is required to take necessary measures to ground all the non-started projects immediately.
vi.	Out of 6,95,245 houses sanctioned earlier, beneficiaries attached with valid Aadhaar are 4,98,568. The State should expedite all MIS entries and beneficiary attachment.
vii.	The State has an unspent balance of Rs. 536.60 crore under PMAY (U) for which Utilization Certificates may be submitted at the earliest. Utilization Certificates for Rs. 0.98 crore under JnNURM and Rs. 3.65 crore under RAY are also pending. The State should expedite submission of the pending UCs. Further, Central Assistance of Rs. 67.53 crore excess released under JnNURM should be refunded with applicable interest immediately. The matter has also been taken up separately with the State Government in view of Audit observations.
viii.	1 st instalment of Central Assistance for AHP projects will be released on confirmation by State Government about selection of Developer for the projects, registration of the projects under RERA, and that work order has been issued. Further, no relaxation under RERA is allowed under PMAY (U).

D. CSMC Decision:

After deliberations, the CSMC

- accorded relaxation as per the provision at para 6.4 of PMAY (U)-HFA guidelines in respect of the AHP projects having less than 250 houses; and
- approved Central Assistance for the proposed projects and recommended for release of first instalment of the Central Assistance for the State of Tamil Nadu as under:

Component	No. of Projects	No. of EWS houses	Central Assistance (Rs. in lakh)	1 st instalment (40 %) of Central Assistance (Rs. in lakh)	Condition(s), if any, for release of 1 st instalment of Central Assistance
AHP	26	8,422	12,633.00	5,053.20	Compliance to the observations at 10C(viii).
BLC (New)	260	22,554	33,831.00	13,532.40	Aadhaar seeded beneficiary entries in PMAY (U)-MIS.

Project-wise details are given at Annexure X-A and X-B.

11	Consideration and approval for the proposals of States Government of Goa and Gujarat for construction of Demonstration Housing Projects (DHPs) under Technology Sub-Mission (TSM) of Pradhan Mantri Awas Yojana – Urban, PMAY(U) (Agenda 11)
----	---

A. Basic Information

The Committee was informed that BMIPC has received proposals from the State Govts. of Goa and Gujarat for construction of Demonstration Housing Project for use as an Old Age

Home at Chimbel, North Goa and construction of 40 Demonstration Houses at Ahmedabad, Gujarat respectively. BMTPC has also prepared the DPRs for both the DHP proposals in consultation with the respective State Govts. and forwarded the same to this Ministry for consideration of CSMC vide letter No. BMT/S/2019/DHP dated 20.12.2019. The Government of Goa has proposed to use the DHP for social welfare cause (Old Age Home) and the Government of Gujarat has proposed to use the DHPs for allotment to PMAY-U beneficiaries and both the project proposals are approved by the concerned State Level Sanctioning and Monitoring Committee (SLSMC).

In terms of clause V(k)(1) of the revised operational guidelines of DHP, 2018, allotment of Dwelling Units (DUs) constructed under DHP may be provided on rental basis for social welfare activities viz. night shelters, widow homes, working women hostel, orphanages, old age homes etc. The Government of Goa has since proposed for allotment of DHPs on rental basis for social welfare (Old Age Home), the proposal is well within the DHP norms. Further, as per clause VII(b) of the revised operational guidelines of DHP, 2018, the entire expenditure for the construction DHP will be borne by the Ministry if the DHP is given on rental basis.

In terms of clause V(k)(2) of the revised operational guidelines of DHP, 2018, if allotment of DUs constructed under DHP is not allocated on rental basis for social welfare activities, then the DHP shall be allotted to PMAY-U beneficiaries. The Government of Gujarat has since proposed for allotment of DHPs to PMAY-U beneficiaries, the proposal is also well within the DHP norms. As per clause VII(a) of the revised operational guidelines of DHP, 2018, if the DHP is given to the beneficiaries of PMAY-U, the Central Assistance and the balance amount 20% of the estimated cost or Rs 2.0 lakh, whichever is less for DHP will be released by the Ministry to BMTPC. Simultaneously, the State share along with the beneficiaries' share will be released by the States/UTs/ULBs to the BMTPC. As per clause VII(c) (ii) of the revised operational guidelines of DHP, 2018, in addition to the cost of housing and internal infrastructure, other applicable charges as per CPWD prevailing norms will also be considered by the Ministry.

The funds will be released to BMTPC in 3 installments. 1st installment of 50% will be released on approval of the project by CSMC and 2nd installment of 40% based on utilization of 70% of earlier installment and commensurate physical and financial progress of DHPs in the form of detail technical report of BMTPC and utilization Certificates in the prescribed format as per GFR-2017. The final instalment of 10% shall be released on receipt of satisfactory completion report from BMTPC

Salient Details of Projects are as under:

1. Goa

1.	SLSMC approval	Yes
2.	Usage of project	Rental basis (Old Age Home)
3.	Town	North Goa
4.	Location	Chimbel

5.	Nodal Agency	Goa Housing Board
6.	Project Land Area	2000Sq. mt.(G-1)
7.	No. of Units proposed	Rooms (single) – 5 nos., rooms (twin sharing) – 2 nos., room (triple sharing) – 1 no., rooms (four sharing) – 4 nos., room (6 sharing) – 1 no., room (7 sharing) – 1 no., room (10 sharing) – 1 no. (15 rooms of different sizes) Other provisions Activity room (1 no.), prayer room (1 no.), dining hall with kitchen (1 no.), reading room (1 no.), doctors room (2 nos.), Physio therapy room (1 no.), emergency care room (1 no.), nurses room (1 no.), caretaker room (1 no.) guest room (1 no.), office (1 no.), convenience room (1 no.), lift room (1 no.) and separate toilets for ladies & gents, ramp
8.	Types of structure	Two storied
9.	Total Built up area	1954.2 Sq. mt. or 21027.20 Sq. ft.
10.	Innovative technology	One of the technology out of the 33 technologies Certified by BMTPC under PACS and 54 technologies recommended by Ministry of HUA under GTIIC-India. Light Gauge Steel Framed Structure with Fibre Cement Board on both side with infill rockwool (used in Panchkula), Stay in Place Formwork system - coffer (used in Agartala) and commonly used Monolithic Concrete Construction shall not be used.
11.	Infrastructure proposed	Roads & pavements ,External water supply Sewerage, Drainage, Septic Tank, Underground water tank, Borewell, Rain water Harvesting, External Electrification, Solar street lights, Firefighting provision, Landscaping, Boundary Wall with gate etc.
12.	Project period (Months)	9 Months for construction
13.	Cost Index	No cost index
14.	Estimated cost (Rs. in lakh)	599.42
	Total for Building Work	488.01
	Total for infrastructure	85.49
	Provision for GST (Affordable Housing) @ 1%	5.74
	Provision for insurance charges @ 0.52%	2.98
	Contingency @ 3%	17.20
15.	Final cost of the project (Rs. in lakh)	After award of contract

16.	Budget	
i.	Estimated cost (inclusive of all taxes) (Rs. in lakh)	599.42
	Applicable charges as per CPWD norms	
ii.	Planning of Project @ 4%	23.98
iii.	Preparation of Architectural drawings including preparation of DPR @ 3%	17.98
iv.	Structural designing @ 1%	5.99
v.	Site visit @ 1%	5.99
vi.	Construction management @ 5%	29.97
vii.	Maintenance cost @ 0.5% for 5 years	14.99
	Total (Rs. in lakh)	698.32

2. Gujarat

1.	SI/SMC approval	Yes
2.	Usage of project	To be given to PMAY (U) Beneficiaries
3.	Town	Ahmedabad
4.	Location	Hathijan
5.	Nodal Agency	Gujarat Housing Board
6.	Project Land Area	2372Sq. mt.
7.	No. of Units proposed	40 nos.
8.	Types of structure	Multi storied (G+3)
9.	Carpet area of each unit	35.78 Sq. mt.
10.	Plinth area including stair case and common area	Type A- 50.25 Sq. mt. each (16 nos.) Type B & C – 52.20 Sqmt each (24 nos.)
11.	Total Built up area	2056.8 Sq. mt. or 22131.17 Sq. ft.
12.	Innovative technology	One of the technology out of the 33 technologies Certified by BMTPC under PACS and 54 technologies recommended by Ministry of HUA under GTHC-India. Light Gauge Steel Framed Structure with Fibre Cement Board on both side with infill rockwool (used in Panchkula), Stay in Place Formwork system- coffer (used in Agartala) and commonly used Monolithic Concrete Construction shall not be used.
13.	Certification of Technologies	Certified by BMTPC under PACS/CBRI Roorkee/ SERC Chennai/Any IITs/Any NITs/ Any reputed National Technical Institutions

14.	Infrastructure proposed	Roads & pavements, Boundary wall & Gate, Sewerage, External water supply, Drainage, Underground water tank, Rain water Harvesting, External Electrification, Solar street lights, Fire-fighting works, Landscaping, etc.			
15.	Project period (Months)	10 Months for construction			
16.	Cost Index	No cost index			
17.	Estimated cost (Rs. in lakh)	591.06			
	Total for Building Work	488.21			
	Total for infrastructure	77.28			
	Provision for GST (Affordable Housing) @ 1%	5.66			
	Provision for insurance charges @ 0.52%	2.94			
	Contingency @ 3%	16.97			
18.	Final cost of the project (Rs. in lakh)	After award of contract			
19.	Budget				
	i. Estimated cost (inclusive of all taxes) (Rs. in lakh)	591.06			
	Applicable charges as per CPWD norms				
	ii. Planning of Project @ 4%	23.64			
	iii. Preparation of Architectural drawings including preparation of DPR @ 3%	17.73			
	iv. Structural designing @ 1%	5.91			
	v. Site visit @ 1%	5.91			
	vi. Construction management @ 5%	29.55			
	vii. Maintenance cost @ 0.5% for 5 years	14.78			
	Total (Rs. in lakh)	688.58			
20.	Funding pattern	S. No.	Share	Amount (in Rs.)	Funding Agency
		1.	Central (1.5 lakh x 40 houses)	60.00 lakh	MoHUA
		2.	Central Technology Component (2.0 lakh x 40 houses)	80.00 lakh	MoHUA
			Total (1+2)	140.00 lakh	

	3.	Central Applicable charges as per CPWD norms	97.52 lakh	MoHUA
		Sub Total Central (1+2+3)	237.52 lakh	MoHUA
	4.	State (Govt. of Gujarat) (1.5 lakh x 40 houses)	60.00 lakh	State Government
	5.	Beneficiaries	391.06 lakh	State Beneficiaries
		Grand Total	688.58 lakh	

B. Observations

SLSMC approval for both the DIHPs at Goa and Gujarat has been received and the project at Goa is on rental basis and project at Gujarat is to be given to PMAY-U beneficiaries.

C. CSMC Decision:

In view of the above and provisions of financing the activities of Technology Sub-Mission under capacity building allocation of PMAY-U Mission, the CSMC considered and approved the following:

- Entire expenditure for construction of DHP will be borne by Ministry as per the clause VII(b) of the Operational Guidelines as DHP at Goa is on rental basis.
- Central Assistance amounting to **Rs. 698.32 lakh** for implementation of the projects at Goa.
- Release of 50% of the proposed amount i.e. Central Assistance amounting to **Rs. 349.16 lakh** as 1st instalment to BMIPC for DHP at Goa.
- If deemed necessary, the increment in the number from existing 28 to 40 houses may be proposed for consideration of the CSMC as per DHP guidelines, after approval of SLSMC.
- The Central Assistance as per clause VII(a) and the balance amount 20% of the estimated cost or Rs 2.0 lakh, whichever is less alongwith applicable charges (as per CPWD norms) for DHP will be considered by the Ministry as DHP at Gujarat is to be given to PMAY-U beneficiaries.
- Central Assistance amounting to **Rs. 237.52 lakh** for implementation of the projects at Gujarat.
- Release of 50% of the proposed amount i.e. Central Assistance amounting to **Rs. 118.76 lakh** as 1st instalment to BMIPC for DHP at Gujarat.

- viii. The contribution of the State Government of Guajrat amounting to Rs. 60.00 lakh and beneficiary share of Rs. 391.06 lakh to be released by the State to BMIPC as per the provisions of the operational guidelines clause VII(c)(i) of DHP.
 - ix. The remaining amount will be released as per the revised operational guidelines mentioned in clause VII(c)(i).
 - x. BMIPC may develop maintenance Manual for the Technology, which may be used by the occupants.
- The details are at **Anneuxre XI.**

12	Proposal for handing over the completed DHP project for constructed 36 houses with Community Hall, Nellore to the Centre of Excellence for Studies in Classical Telugu (CESCT) as an alternate arrangement on rental basis till construction of its own building as submitted by the State Government of Andhra Pradesh (Agenda 12)
----	--

A. Basic Information:

The Committee was informed that the Demonstration Housing Project (DHP) has been constructed at Saraswathi Nagar, Chowtapalem village of Venkatachalem Mandal, Nellore District with an extent of 1.85 Acres of land which is about 20 Km. away from Nellore Town. In this project, 36 houses were constructed with a cost of Rs. 554.00 lakh including the cost of Community Hall with infrastructure like Roads, Water Supply, Electricity etc. The project was completed in 2016 by BMTPC as implementing agency on behalf of Ministry of Housing and Urban Affairs, Govt. of India. This project has been constructed using the Glass Fiber Reinforced Gypsum Panel (GFRG) Technology for walls and roof by IIT Chennai and Community Hall with infrastructure was constructed by APSHCL.

The details of 36 houses are as under:

4 Blocks in G+1 Pattern (@ 8 houses each Block (1 BHK)	: 32 houses
1 Block in G+1 Pattern (2 BHK)	: 4 houses

Total	: 36 houses
--------------	--------------------

The State Government of Andhra Pradesh has informed that the Centre of Excellence for Studies in Classical Telugu (CESCT), which has started functioning in year 2018 and working from Central Institute of Indian Languages (CIIL), Mysore has decided to shift the centre to NCERT Campus in Nellore. The Director, CESCT has requested to provide adequate infrastructure facilities for functioning of the Centre in Nellore till the construction of permanent facility in NCERT Campus and has requested to provide the DHP in Nellore along with the Community Hall on temporary basis.

Having examined the above, the SLSMC recommended to approve the proposal for handing over the DHP of 36 Houses with Community Hall in Nellore to the CESCT for a period of 1 (One) year on rent basis. The Committee also recommended that the CESCT has to hand over the DHP to APTIDCO after one year, without any wear and tear or any damages.

Further, no structural modifications are to be permitted and the houses are to be well maintained and to be handed over in use-worthy condition after one year. Further, the SLSCMC proposed that after completion of 1 year tenure, the DHP Project (36 houses) will be allotted to the selected beneficiaries under PMAY-U.

Government of Andhra Pradesh during its SLSCMC meeting held on 18th December, 2019 has agreed to handover the DHP of 36 houses with Community Hall, Nellore to CESCT as an alternate arrangement on rental basis till the construction of its own building and that the State Government may issue separate orders for fixing nominal rent, based on the proposal from the State Mission Director (PMAY-Urban).

B. CSMC Decision:

In view of the above, the CSMC considered and approved the following:

- i. Proposal for handing over the completed Demonstration Housing Project (DHP) of constructed 36 houses with Community Hall, Nellore to the Centre of Excellence for Studies in Classical Telugu (CESCT) as an alternate arrangement on nominal rental basis till the construction of its own building as submitted by the State Government of Andhra Pradesh.
- ii. State Government may issue separate orders for fixing nominal rent based on the proposals from the State Mission Director (PMAY-Urban).

13	Proposal for using completed DHP of 36 houses at Bihar Sharif, Bihar for accommodation of participants of Harnaut Indoor Shooting Range and Tourism Department submitted by the State of Government of Bihar (Agenda 13)
----	---

A. Basic Information:

The Committee was informed that the Demonstration Housing Project (DHP) has been constructed at Bihar Sharif, Bihar with an extent of 1,353 Sqm.of land. The DHP consisting of 36 Demonstration Houses (G+2) has been constructed using emerging technology Monolithic construction with structural stay in place CR steel specially designed formwork system for wall. The onsite infrastructure development works include cement concrete road, pavements with interlocking tiles, Boundary Wall, Septic Tank, Underground Tank, water supply, sewerage, external electrification, LED street lights etc.

Salient features of the project:

- No. of houses:36 (G+2)
- Carpet area of each unit:29.67Sqm.
- Built up area of each unit including common area: 46.65Sqm.
- Total built up area of the project.1679.40Sqm.
- Each Unit consists of One living room, one bedroom, kitchen, Bath and WC.
- Includes Earthquake Resistant Features.

- LED Street Lights.

Out of 36 constructed houses under DIIP, the State of Bihar has proposed to utilise 11 houses for accommodation of participants of Indoor Shooting Range at Harnaut and remaining 25 houses to the Tourism Department to promote the tourism in the State.

B. CSMC Decision:

In view of the above, the CSMC considered and approved the following:

- Proposal of State Govt. of Bihar for using the completed DHP at Bihar Sharif, Bihar on rent for accommodation of participants of Harnaut Indoor Shooting Range (11 houses) and Tourism Department (25 houses) on temporary basis.
- State Government may issue separate orders for fixing nominal rent based on the proposals from the State Mission Director (PMAY-Urban).

14	Proposal for consideration for Modification in Annexure 3 for Third Party Quality Monitoring Report of BLC projects under Reference Guide for Third Party Quality Monitoring under PMAY (U) (Agenda 14)
----	--

Effective monitoring of ongoing project(s) is a key to successful completion of any project with monitoring of quality being most significant aspect. Accordingly, as per PMAY-U guidelines, a State level mechanism for Third Party Quality Monitoring of projects sanctioned under PMAY(U) is required to be evolved with the following objectives:

- Review and monitoring of quality of all PMAY-U Mission projects implemented by ULBs/Implementing agencies through Third Party Quality Monitoring Agency (TPQMA) to be appointed by the concerned States/UTs.
- Provide a structured report on the quality of projects under PMAY U Mission.

The purpose of TPQMA visits is to check the quality and progress of construction especially at critical stages of construction and timely preventive and curative measures in case of any lacuna or deficiency observed. It is, therefore, essential to plan the visits of TPQMA objectively and to take proper preventive/remedial action in time, if required any.

The type of construction under ISSR/AHP and BLC verticals are different. While apartments are constructed by construction agencies under AHP and ISSR verticals, under BLC individual, often isolated houses are constructed by beneficiaries themselves. The model plan and design of houses are generally provided by SLNA. Therefore, requirement of Quality monitoring by TPQMA for BLC is also different than houses constructed under AHP/ISSR verticals.

Some of the States have expressed difficulty in reporting as per the existing Form given in the TPQMA Guidelines for BLC projects. The Ministry has reviewed the existing Reporting Form for BLC projects. The Part B of the Annexure 3 of Third Party Quality Monitoring Report

in respect of BLC project in the Guideline **has been revised** with more rational and practical approach.

B. CSMC Observations:

The quality aspects of construction of houses under PMAY (U) need to be given proper importance and every construction stage should be monitored for maintaining quality of construction. Further, in view of the provisions of the para 14.6 of the PMAY (U) guidelines, the HFA Directorate may also get quality checked in selected projects through technical agencies like HUDCO and BMTPC under the direction of JS & Mission Director (HFA).

B. CSMC Decision:

In view of the above, the CSMC approved

- i. Revised proforma **given at Annexure XII** for TPQMA Report for BLC projects.
- ii. The HFA Directorate may also get quality checked in selected projects through technical agencies like HUDCO and BMTPC under the direction of JS & Mission Director (HFA). Reports of such quality check may be examined/analysed in the Ministry for advising the State(s)/UTs for necessary corrective measures and the same may also be brought to the notice of CSMC for ratification/information.

15	Consideration for Central Assistance for 41 BLC (N) and 12 BLC (E) projects submitted by the UT of Jammu & Kashmir (Agenda 15)
-----------	---

A. Basic Information:

The proposal under consideration of CSMC was for Central Assistance for 41 BLC (N) and 12 BLC (E) projects submitted by the UT of Jammu & Kashmir. The salient details of the proposal are as under:

Component	No. of Projects (cities)	Total No. of houses proposed	No. of EWS houses proposed	Central Assistance (Rs. in lakh)	UT and ULB share (Rs. in lakh)	Beneficiary contribution (Rs. in lakh)	Date of Appraisal by SLAC / approval of SLSMC
BLC (New)	41(41)	7,756	7,756	11,634.00	1,292.61	30,635.54	SLAC yet to be held/
BLC (Enhancement)	12(12)	298	298	447.00	49.63	243.25	SLSMC yet to be held

B. Additional information by the State:

i.	Progress:			
	Vertical	Approved	Grounded	Completed
	AHP	1008	0	0

	BLC	44,156	26381	3092
	CLSS	1333		
ii.	28,610 beneficiaries have been attached in PMAY (U)-MIS and 24112 houses have been geo-tagged.			
iii.	The U.T. has achieved all the mandatory reform conditions except Rental Law.			
iv.	City/ Ward Level Consultation have been organised to convey PMAY(U) scheme benefits to the intending beneficiaries. Similarly pamphlet in local language and publicity through print and electronic media about the scheme has also been made on continuous basis.			
v.	Due to extra ordinary situation in J&K, the UT has requested that the proposals may be considered for approval. The Minutes of the SLAC and SLSMC shall be submitted within shortest possible time.			

C. CSMC observations:

i.	The UT Government may extend helping hand for Bank linkage for beneficiary share so that houses which have not started due to lack of funds with the beneficiaries may be started.
ii.	All out efforts should be made so that the work on sanctioned houses is commenced at the earliest.
iii.	The average State Share is very less. J&K Government may consider enhancement of its contribution for the PMAY (U) for the benefit of beneficiaries in BLC component.
iv.	Since J&K is in the Seismic Zone V, adequate disaster resistant features need to be adhered to in all projects.
v.	J&K has an unspent balance of Rs. 118.42 crore under PMAY (U) for which Utilization Certificates may be submitted at the earliest. There are pending Utilization Certificates for Rs. 37.81 crore under JnNURM and a recoverable Central Assistance of Rs. 6.49 crore under JnNURM. State should expedite submission of pending UCs and refund excess Central Assistance immediately.
vi.	Out of 45,164 houses sanctioned earlier, beneficiaries attached with valid Aadhaar are 31,427. The State should expedite all MIS entries and beneficiary attachment immediately.
vii.	JnNURM and RAY: 2042 houses under JnNURM are shown as under progress, which may be completed immediately.

D. CSMC Decisions:

In view of the above, the CSMC accorded "*in-principle*" approval for Central Assistance and recommended for release of first instalment of Central Assistance for the UT Government of Jammu & Kashmir as under:

Component	No. of Projects	No. of EWS houses	Central Assistance (Rs. in lakh)	1 st instalment (40% of Central Assistance) (Rs. in lakh)	Condition(s), if any, for release of 1 st instalment

BLC (New)	41(41)	7,756	11,634.00	4,653.60	Approved In principle. (i) Aadhaar seeded beneficiary entries in PMAY(U)-MIS and furnishing of data on SC, ST, General.
BLC (Enhancement)	12(12)	298	44.00	178.80	(ii) Minutes of the SLAC and SLSMC.

Project-wise details are given at Annexure XIII-A and XIII-B

16	Consideration for Central Assistance for 98 BLC (N) and 23 BLC (Enhancement) submitted by the State of Punjab (Agenda 16)
----	--

A. Basic Information:

The proposal under consideration of CSMC was for Central Assistance for 98 BLC (N) and 23 BLC (Enhancement) projects submitted by the State of Punjab. The salient details of the proposal are as under:

Component	No. of Projects (cities)	Total No. of houses proposed	No. of EWS houses proposed	Central Assistance (Rs. in lakh)	State and ULB share (Rs. in lakh)	Beneficiary contribution (Rs. in lakh)	Date of Appraisal by SLAC / approval of SLSMC
BLC (N)	98(98)	8,307	8,307	12,460.50	2076.75	20053.10	26.12.2019/
BLC (E)	23(23)	1,928	1,928	2,004.52	0.00	0.00	MoM awaited.

B. Additional information given by the State:

i.	Progress:																
	<table><tr><th>Vertical</th><th>Approved</th><th>Grounded</th><th>Completed</th></tr><tr><td>AHP</td><td>570</td><td>570</td><td>0</td></tr><tr><td>BLC</td><td>65,995</td><td>28,970</td><td>4,333</td></tr><tr><td>ISSR</td><td>1,025</td><td>0</td><td>0</td></tr></table>	Vertical	Approved	Grounded	Completed	AHP	570	570	0	BLC	65,995	28,970	4,333	ISSR	1,025	0	0
Vertical	Approved	Grounded	Completed														
AHP	570	570	0														
BLC	65,995	28,970	4,333														
ISSR	1,025	0	0														
ii.	Out of 45,429 beneficiaries in BLC, 39114 have been attached in PMAY(U)-MIS.																
iii.	Angikaar: State level workshops, media and publicity, door to door campaign, school based activities have been undertaken in all parts of the State.																
iv.	CLSS: Till 26.12.2019, upfront subsidy of Rs 271.99 Cr. released to 12,355 beneficiaries.																
v.	InNURM: All the unoccupied houses will be allotted soon.																
vi.	Minutes of the SLSMC meeting will be sent soon.																

C. CSMC observations:

i.	The sanction vis-a-vis demand of houses submitted by the State Government is not satisfactory. Against projected demand of 3.48 lakh, State got sanctioned only 90,505 houses so far including present proposal and CLSS beneficiaries. State Government may take sincere efforts so that all urban eligible poor get housing benefit under PMAY (U).
ii.	Proposals for at least 20,000-25,000 houses should be submitted in every CSMC meeting to meet demand of State Government of Punjab.

iii.	The State has to expedite the geo-tagging and beneficiary attachment in MIS
iv.	The State has an unspent balance of Rs. 160.88 crore under PMAY (U) for which Utilization Certificates may be submitted at the earliest. Utilization Certificates for Rs. 19.90 crore under JnNURM are also pending. The State should expedite submission of the pending UCs.
v.	Out of 67,590 houses sanctioned earlier, beneficiaries attached with valid Aadhaar are 38,762. The State should expedite all MIS entries and beneficiary attachment immediately.
vi.	State Government may submit the copy of SLSCM minutes immediately.
vii.	State should submit IIFAPoAs of remaining cities at the earliest.

D. CSMC Decision:

In view of the above, the CSMC approved Central Assistance for the proposed projects and recommended for release of first instalment of the Central Assistance for the State of Punjab as under:

(Rs. in lakh)

Component	No. of Projects	No. of EWS houses	Central Assistance	1 st instalment (40 %) of Central Assistance	Condition(s), if any, for release of 1 st instalment
BLC (N)	98	8,307	12,460.50	4,984.20	(i) Aadhaar seeded beneficiary entries in PMAY (U)-MIS and (ii) Minutes of the SLSCM meeting.
BLC(F)	23	1,928	2,004.52	801.808	

Project-wise details are given at Annexure XIV-A and XIV-B

17	Consideration for Central Assistance for 29 BLC (New) projects submitted by State of Maharashtra (Agenda 17)
----	--

A. Basic Information:

The proposal under consideration of CSMC was for Central Assistance for 29 BLC (New) projects submitted by State of Maharashtra. The salient details of the proposal are as under:

(Rs. in lakh)

Component	No. of Projects (cities)	Total No. of houses proposed	No. of EWS houses proposed	Central Assistance	State share	ULB share	Beneficiary contribution	Date of Appraisal by SLAC / approval of SLSCM
BLC(New)	29(29)	8,866	8,866	13,299.00	8,866.00	758.75	31,247.00	MoM awaited/ MoM awaited

B. Additional information given by the State:

i.	Progress:
----	-----------

Minutes of the 50th CSMC/27.12.2019

	Vertical	Approved	Grounded	Completed
	AHP	5,25,943	75,679	3,784
	BLC	2,10,244	40,737	10,095
	ISSR	2,23,237	69,548	2,360
ii.	All the mandatory conditions except Rental Law have been achieved.			
iii.	Water supply, road, storm water drain, solid waste management etc. exist at the project sites proposed under BLC vertical.			
iv.	The funds will be transferred through DBT mode in individual account under BLC vertical.			
v.	UCs for Rs. 81 crore will be submitted soon.			
vi.	Minutes of the SLAC and SI.SMC will be submitted soon.			
vii.	State Government also requested for diversion of funds from AHP projects (where work has not started) to other ongoing BLC projects.			

C. CSMC observations:

i.	The CSMC was informed that IFD, MoHUA has conveyed No Objection to the diversion of funds from AHP projects (where work has not started) to other ongoing BLC projects subject to approval of CSMC. The CSMC accepted the request of the State Government and directed that necessary proposal for diversion of unutilized Central Assistance of AHP projects in other ongoing BLC projects in the State of Maharashtra may be submitted to the Ministry.
ii.	The State Government should submit provisional UCs in respect of funds released and spent under PMAY (U).
iii.	PMAY (U) logo in marble stone may be used in the completed houses under PMAY (U).
iv.	UCs for IEC activities may be submitted expeditiously.
v.	Grounding of houses needs to be expedited so that the construction can be completed as per scheduled timeline. State Govt should at least complete 1 lakh houses in next three months.
vi.	Geo-tagging is very poor. As per records, out of 2,10,244 BLC houses approved, only 25,559 houses have been geo-tagged.
vii.	Out of 9,59,424 houses sanctioned earlier, beneficiaries attached with valid Aadhaar are 2,02,289 only (21%). The State should expedite all MIS entries and beneficiary attachment.
viii.	The State has an unspent balance of Rs. 615.01 crore under PMAY (U) for which Utilization Certificates may be submitted at the earliest. Utilization Certificates for Rs. 249.99 crore under JnNURM are also pending. State should expedite submission of all the pending UCs.
ix.	The State should submit HFAPoAs for all the cities approved under the Mission at the earliest.

x.	Minutes of the SLAC and SLSMC for the proposals are awaited; so the proposal is considered subject to decisions taken by SLSMC.
----	---

D. CSMC Decision:

In view of the above and after deliberations, CSMC approved Central Assistance and recommended for release of first instalment of the Central Assistance for the State of Maharashtra as under:

Component	No. of Projects	No. of EWS houses	Central Assistance (Rs. in lakh)	1 st instalment (40%) of Central Assistance (Rs. in lakh)	Condition(s), if any, for release of 1 st instalment
BLC(New)	29	8,866	13,299.00	5,319.60	Compliance to the observations at para 17C(x) and Aadhaar seeded beneficiary entries in PMAY(U)-MIS.

Project-wise details are given at **Annexure –XV**.

18	Consideration for Central Assistance for 158 BLC (N) and 20 BLC (E) projects submitted by State of Uttar Pradesh (Agenda 18)
----	---

A. Basic Information:

The proposal under consideration of CSMC was for Central Assistance for 158 BLC (N) and 20 BLC (E) projects submitted by State of Uttar Pradesh. The salient details of the proposal are as under:

Component	No. of Projects (cities)	Total No. of houses proposed	No. of EWS houses proposed	Central Assistance (Rs. in lakh)	State share (Rs. in lakh)	ULB / IA share	Beneficiary contribution (Rs. in lakh)	Date of Appraisal by SLAC / approval of SLSMC
BLC(New)	158(158)	56,331	56,331	84,496.50	56,331.00	Nil	64,865.24	24.12.2019/ 26.12.2019
BLC (Enhancement)	20(20)	2,443	2,443	3,664.50	2,312.91	Nil	4.29	
BLC (New)		58,099	58,099	87,148.50	58,099.00	Nil	66,901.095	SLAC/ SLSMC will be held shortly

B. Additional information given by the State:

i.	Progress:			
	Vertical	Approved	Grounded	Completed
	AHP	1,36,143	38,661	116

Minutes of the 50th CSMC/27.12.2019



	BLC	12,56,709	7,87,493	3,13,616
	CLSS	52,990		-
ii.	Out of 12,56,709 sanctioned BLC houses, 11,60,750 beneficiaries have been attached in PMAY (U)-MIS and 7,85,526 houses have been geo-tagged.			
iii.	CLSS: Till 26.12.2019, upfront subsidy of Rs 1156.23 Cr. has been released to 52,990 beneficiaries.			
iv.	In BLC vertical, Rs 8356.35 Cr. has been released to 5,61,699 beneficiaries through PFMS portal and in AHP vertical, Rs. 366.41 Cr. has been released to different development authorities, Awas Vikas Parishad and Lucknow Nagar Nigam.			
v.	In case of JnNURM projects, State Government is in the process of resolving the pending issues so that these houses are allotted soon.			
vi.	State contribution for development authority area is not permitted; so projects from UDAs are not coming. The State is trying to sort out this issue.			

C. CSMC observations:

i.	The CSMC advised that concerted efforts should be put in for timely completion of sanctioned houses and allotment to the beneficiaries of PMAY (U).
ii.	Geo-tagging of all houses/projects must be ensured.
iii.	The State should ensure monitoring quality of construction of BLC project.
iv.	JnNURM/RAY: Completed 9,244 houses under JnNURM and 32 houses under RAY are still unoccupied. State Government should hand over the completed houses to the beneficiaries immediately. All the completed houses to be occupied latest by March 2020.
v.	The State has an unspent balance of Rs. 2774.38 crore under PMAY (U) for which Utilization Certificates may be submitted at the earliest. Further, Utilization Certificates for Rs. 69.65 crore under JnNURM and Rs. 95.67 crore under RAY are also pending for a long period. The State should expedite submission of the pending UCs.
vi.	The State should submit HFAPoAs for remaining cities approved under the Mission at the earliest.

D. CSMC Decision:

- After deliberations, the CSMC approved Central Assistance and recommended for release of first instalment of Central Assistance for the State of Uttar Pradesh as under:

(Rs. in lakh)					
Component	No. of Projects	No. of EWS houses	Central Assistance	1 st instalment (40 %) of Central Assistance	Condition(s), if any, for release of 1 st instalment
BLC(New)	158(158)	56,331	84,496.50	33,798.60	Aadhaar seeded beneficiary entries in PMAY (U)-MIS.
BLC (Enhancement)	20(20)	2,443	3,661.50	1,465.80	

Project wise details are given at Annexure XVI-A and XVI-B

Minutes of the 50th CSMC/27.12.2019



- ii. **“In principle”** approval was also accorded for Central Assistance for the State of Uttar Pradesh as under:

Component	No. of Projects	No. of EWS houses	Central Assistance (Rs. in lakh)	1 st instalment (40 %) of Central Assistance (Rs. in lakh)	Condition(s), if any, for release of 1 st instalment of Central Assistance
BLC (New)	-	58,099	87,148.50	34,859.40	“in principle” and subject to receipt of Minutes of the SLAC, SLSMC and Aadhaar seeded beneficiary entries in PMAY (U)-MIS.

19	GENERAL OBSERVATIONS
----	-----------------------------

- States/UTs should ensure that the **PMAY (U) logo** is displayed in front of all housing units constructed under funding support of the Government of India. However, State/UTs should not display any such information which may amount to violation of Model Code of Conduct (MCC) as per instruction issued by the Election Commission of India/State Election Commissions from time to time.
- State Governments may prepare short films, printed literature/documents on projects undertaken under PMAY (U) to showcase how lives of beneficiaries have transformed. It should be widely circulated both in print and electronic media and also in various social media platforms for generating awareness. The State Government should also share with the Ministry high resolution photographs and video testimonials of beneficiaries whose houses have been completed.
- The State/UT Governments should consider ISSR component of PMAY (U) for rehabilitation of slums by using land as a resource which is available with the State/UT/ULBs.
- The Central funds in general and EBR funds in particular released under PMAY(U) Mission should be passed on to the ULBs/Implementing Agencies within the time frame stipulated in the respective sanction orders and registration of all ULBs on PFMS may be ensured by all State/UT Governments. This is a very important matter hence appropriate arrangements and safeguards must be built in. The EBR fund is an interest bearing fund and it is important that the funds so released to the State do not remain parked with SLNA/State Government, but is utilized on fast pace for the purpose it has been released. Any interest earned on the parked fund will be adjusted/ recovered against subsequent instalments in the sanctioned projects under PMAY (U).
- With regard to the vacant houses, if any, under JnNURM, the State Governments/UTs should look for realistic, pragmatic options so as to allot these houses to eligible beneficiaries in urban areas without any further delay.
- A robust MIS System being critical for PMAY (U) Mission. States need to constantly monitor the linking of beneficiaries to sanctioned projects in PMAY (U)-MIS. All States/UTs to ensure that the Aadhaar details of beneficiaries with regards to their number and name is accurate while updating in MIS.

- vii. Under PFMS/DBT process, the funds would have to be transferred at every stage only through electronic mode for Beneficiary Led individual house Construction (BLC) under PMAY (U). The bank account details of the beneficiaries should necessarily be mapped so that the funds can flow to the beneficiaries' bank account directly. There should also be 100% Aadhaar linkages of beneficiaries in all AHP, BLC, ISSR and CLSS cases.
- viii. It has come to notice that data on progress of construction of houses reported in PMAY(U)-MIS and those discussed in the CSMC meetings varies many a time. States/UTs must upload online Monthly Progress Reports (MPRs) of all sanctioned projects in PMAY(U) MIS latest by 10th of every month so that the data are reconciled before every CSMC meeting.
- ix. The States/UTs should submit project proposals for consideration of CSMC by **15th of each month** so that site scrutiny/desk scrutiny in respect of identified DPRs can be done before the CSMC holds meeting.
- x. HIA/PoA should have been submitted prior to bringing project proposals for that city. If not, justification for delay should be provided.
- xi. The State/UT Governments may make provision of cistern in toilet, two platforms in kitchen, cemented almirah/slab, storage space in living room, loft, etc. which are basic requirement for a family. Similarly, plantation drive may be organised on completion of construction work especially in AHP and ISSR projects to increase green cover at the locality.
In BLC projects, houses should be constructed little away from the existing road, wherever possible, for better planning and ease of traffic movement. It was reiterated that PMAY (U) addresses the aspiration of human being for a better and dignified life. All out efforts should be made to provide maximum facilities.
- xii. The State/UT Governments may consider G+7 units under AHP and ISSR projects with lift facility as land is a scarce resource. The maintenance cost of the lift can be managed by the Resident Welfare Society once houses are occupied.
- xiii. States/UTs should implement innovative, cost effective and high quality construction technologies for constructing the housing units under PMAY (U) and document the same. The tender documents should preferably be technology neutral and a clause of quality assurance for the potential bidders should be included.
- xiv. Further, the first instalment of Central Assistance in respect of ISSR and AHP projects shall be released on confirmation from the State/UT Government(s) about selection of Developer, issuance of work order and registration of project in RERA. The 2nd instalment of Central Assistance shall however be released only for the Aadhaar seeded beneficiaries entered in PMAY (U) MIS and Geo-tagging of project by the State/UT Governments in respect of the project(s).
- xv. The third and final instalment of Central Assistance may be considered for release if least 90% of sanctioned houses entered in PMAY(U) MIS are completed and completion certificates of these houses are submitted in the project(s). Central Assistance for remaining houses will be released on confirmation by the State that they are completed in all respects. Detailed advisory will be issued separately.
- xvi. State Level Appraisal Committee is expected to thoroughly appraise the DPRs before submitting the same to State Level Sanctioning & Monitoring Committee for approval. Combining SLAC and SLSCM meeting is not permissible as the mandate of the two bodies is distinct.
- xvii. Allotment of houses in AHP and ISSR vertical of PMAY (U) should be Aadhaar enabled, provision for which has already been made in PMAY (U)-MIS.

- xviii. State/UT Governments are advised to ensure that:
- Adequate infrastructure is provided including individual water, sanitation and electricity connections.
 - There should be no duplication/change in the identified beneficiaries
 - Demarcation of land and mutation is carried out before implementation
 - The design and construction of houses is disaster resilient and the specifications conform to IS/ NBC norms.
- xix. It has come to notice that some individual/organizations are collecting registration money etc. from potential beneficiaries seeking dwelling units in PMAY (U) fraudulently. The Ministry of Housing and Urban Affairs has not authorized any individual/organization/agency to collect application/registration fee for applying for houses in PMAY (U). Thus, no individual/agency/organization can collect any money/application fee from the beneficiary for enrolment under PMAY (U). All State/UT Governments may also issue disclaimer to this effect in their relevant websites/advertisements etc. to stop this kind of fraudulent activity.
- xx. The Ministry has launched a PMAY (U) Mobile App to enable beneficiaries to upload their photos with their house and a video clip where beneficiaries share experience of owning a house under PMAY (U) as testimonials. The App can be downloaded from Google Play Store. The State/UTs may inform their beneficiaries to upload the same using this Mobile App.

The meeting ended with a vote of thanks to the Chair.



List of participants in the 50th meeting of Central Sanctioning & Monitoring Committee (CSMC) of PMAY (U) held under the chairmanship of Secretary (HUA) on 27.12.2019

1	Shri DurgaShanker Mishra, Secretary, M/o HUA.....in Chair
2	Shri AmritAbhijai, JS & MD (HUA), M/o HUA, Nirman Bhawan, New Delhi.
3	Shri S.S. Dubey, Joint Secretary & FA, M/o HUA, Nirman Bhawan, New Delhi.
4	Shri R.K. Gautam, Director (HFA-V), M/o HUA, Nirman Bhawan, New Delhi.
5	Shri Rishi Kumar, Director (HFA-IV), M/o HUA, Nirman Bhawan, New Delhi.
6	Shri R.S. Singh, Director (HFA-I), M/o HUA, Nirman Bhawan, New Delhi.
7	Shri Umraw Singh, Director, NBO, Nirman Bhawan, New Delhi.
8	Shri S.C. Jana, Dy Secretary, (HFA-III), M/o HUA, Nirman Bhawan, New Delhi.
9	Shri P.S. Walia, Dy. Secretary (IFD), M/o HUA, Nirman Bhawan, New Delhi.
10	Ms. Anita Sirohiwal, Deputy Director (HFA I), M/o HUA, Nirman Bhawan, New Delhi.
11	Shri Sanjeev Kumar Sharma, US (HFA-IV), M/o HUA, Nirman Bhawan, New Delhi.
12	Shri B.K. Mandal, US (HFA-V), M/o HUA, Nirman Bhawan, New Delhi.
13	Shri Jagdish Prasad, US (HFA-I), M/o HUA, Nirman Bhawan, New Delhi.
14	Shri Vinod Gupta, US (HFA-III), MoHUA, New Delhi.
15	Shri V. Nagesh Kumar, NIIB, Delhi.
16	Shri S. Muralidharan, HUDCO, New Delhi.
17	Ms. Vineeta Rani, DGM, HUDCO, New Delhi.
18	Ms. ManikaNegi, General Manager(P), HUDCO New Delhi.
19	Shri Akhilesh Kumar, ED,(P) HUDCO, New Delhi.
20	Dr. Shailesh Kr. Agrawal, ED, BMTPC, Lodhi Road, New Delhi.
21	Shri Arvind Kumar, DC-MIS, BMTPC, M/o HUA, Nirman Bhawan, New Delhi.
22	Shri AkashMathur, D.O., BMTPC, M/o HUA, Nirman Bhawan, New Delhi.
23	Shri Praveen Suri, S. Analyst, BMTPC, M/o HUA, Nirman Bhawan, New Delhi.
24	Shri Bhavin Patel, AHM, UD&HD, Govt of Gujarat.
25	Dr. V.R.P. Manohar, MD, RGHCL, Govt. of Karnataka.
26	Shri Ajay Jain, Principal Secretary, Housing, Govt. of Andhra Pradesh.
27	Dr. Suresh Chandra Dalai, MD, H&UD Deptt. Govt. of Odisha.
28	Shri Suvasish Das, IFS, MD, UDA, Govt. of Assam.
29	Shri R. Raja Sekaran, Chief Engineer, TNSCB, State of Tamil Nadu.
30	Shri Hitesh Pathak, SLTC, Govt of U.P.
31	Shri Binoda Nand Jha, UD&HD, Govt. of Bihar.
32	Shri K. Venkata Reddy, A.P. State Housing Corp. Govt of Andhra Pradesh.
33	Shri Anal R. Joshi, Municipal Civil Engineer, AHUD & UH, Govt of Gujarat.
34	Shri Umesh Pratap Singh, Director, SUDA, Govt of Uttar Pradesh.
35	Shri Atul Singh, PMU SUDA, Govt of Uttar Pradesh.
36	Shri Lochan Sehra, IAS Govt of Gujarat.

37	Ms. Meenakshi Singh, UADD, Govt. of Madhya Pradesh
38	Shri K. Sreenivasa Reddy, APTDCO, Govt. of Andhra Pradesh
39	Shri Parthasarathi Sahoo, OTHM, Govt of Odisha
40	Shri Gopal Dass, Consultant, M/o Minority Affairs, New Delhi
41	Shri R. Vinodh Kumar, Town Planning Specialist, TNSCB, Govt of Tamil Nadu
42	Shri Sandipan Ghosh, S.O. HFA-V, MoHUA, New Delhi
43	Shri Soresh Kumar Arora, Jt. Secretary Housing, Govt of Punjab.
44	Shri Soban Badonia, UADD, Govt of M.P.
45	Ms. Ruchi Singh Bedi, HCS, Chandigarh Housing Board, Chandigarh
46	Shri Bhavana M. Kudumbashree, Govt. of Kerala
47	Shri Tasaduq Jeelani, MD, Housing Board J&K, U.T. of J&K
48	Shri D.M. Muglikar, Ex. Engg. MHADA, Govt. of Maharashtra
49	Shri Sanjay Ramchandra, MHADA, Govt. of Maharashtra
50	Shri Hemant Singh Rajput, MPUAD, Govt of M.P.
51	Dr. Jyoti Rawat, Joint Commission, MoHFW, Nirman Bhawan, New Delhi
52	Shri S.D. Verma, APD, Local Govt. Deptt. Govt of Punjab
53	Shri Ahlawat, Local Govt Deptt. Govt of Punjab
54	Shri Bibekananda Das, MoHUA, New Delhi
55	Ms. Sireesha, PMU, MoHUA, New Delhi
56	Shri Radhey Shyam Saini, PMU, MoHUA, New Delhi
57	Dr. D. Kaval Kumar, PMU, MoHUA, New Delhi
58	Shri Manish Kumar, MoHUA, New Delhi
59	Dr. Khatibullah Sheikh, PMU, M/o HUA, Nirman Bhawan, New Delhi.
60	Ms. Neha Sharma, CB Expert, PMU, M/o HUA, Nirman Bhawan, New Delhi.
61	Shri Kanha Godha, PMU, M/o HUA, Nirman Bhawan, New Delhi.
62	Shri J.K. Prasad, PMU- M/o HUA, Nirman Bhawan, New Delhi.
63	Ms Lavanya Gotety, CB-Coordinator, PMU- M/o HUA, Nirman Bhawan, New Delhi.
64	Dr. Sunil Pareek, Regional Coordinator, PMU- M/o HUA, Nirman Bhawan, New Delhi.
65	Shri R.M. Ravi, Regional Coordinator, PMU- M/o HUA, Nirman Bhawan, New Delhi.
66	Ms. Dipti Singh, PMU- M/o HUA, Nirman Bhawan, New Delhi.
67	Ms. Pooja Gupta, PMU- M/o HUA, Nirman Bhawan, New Delhi.
68	Ms. Chandana De Sarkar, PMU- M/o HUA, Nirman Bhawan, New Delhi.
69	Shri Akhilesh Kekre, PMU, M/o HUA Delhi
70	Shri Abhijeet Dhiman, PMU, M/o HUA Delhi
71	Ms. Ashwati Menon, PMU, M/o HUA Delhi
72	Shri Manish Kumar, PMU, M/o HUA Delhi
73	Shri Brijesh Kumar, PMU, M/o HUA Delhi
74	Ms. Secma Singh, PMU, M/o HUA Delhi
75	Shri Raj Aryan, PMU, M/o HUA Delhi

Annexure – II : Salient details of the 155 BLC (New) projects submitted by the State of Andhra Pradesh

Sl. No.	Name of The Project	DUs considered	Beneficiaries Details			Total Beneficiaries	Total Cost of the Projects	Central Assistance	State Assistance (@0.50 Lakh and 1.0 Lakh)	Beneficiary Share (1.00 Lakh to 3.33 Lakh)	1st installment of Central Assistance (40%)
			General (Including OBC)	SC	ST						
1	Amadalavalasa	3757	3274	419	64	3757	15028.00	5635.50	1878.50	7514.00	2254.20
2	Srikakulam	3163	2911	236	16	3163	12652.00	4744.50	1581.50	6326.00	1897.80
3	Pitcherla	1553	1534	15	4	1553	6212.00	2329.50	776.50	3106.00	931.80
4	Rajam	3030	2700	318	12	3030	13635.00	4545.00	1515.00	7575.00	1818.00
5	Tekkali	2238	2024	198	16	2238	8952.00	3357.00	1119.00	4476.00	1342.80
6	Ichapuram	4128	3948	127	53	4128	16512.00	6192.00	2064.00	8256.00	2476.80
7	S.Kota	2432	1978	342	112	2432	11649.28	3648.00	1216.00	6785.28	1459.20
8	Gajapatinagar	3681	3146	421	114	3681	17631.99	5521.50	1840.50	10269.99	2208.60
9	Gajapatinagar	903	619	260	24	903	4334.40	1354.50	451.50	2528.40	541.80
10	Vizianagar	2420	2158	232	30	2420	11640.20	3630.00	1210.00	6800.20	1452.00
11	Saluru	3198	1944	398	856	3198	15318.42	4797.00	1599.00	8922.42	1918.80
12	Bobbili	2033	1666	276	91	2033	9717.74	3049.50	1016.50	5651.74	1219.80
13	Kurupam	893	419	133	341	893	4268.54	1339.50	446.50	2482.54	535.80
14	Nellimarla	1787	1646	122	19	1787	8720.56	2680.50	1787.00	4253.06	1072.20
15	Saluru	1887	1798	85	4	1887	9189.69	2830.50	1887.00	4472.19	1132.20
16	Bobbili	2702	2454	242	6	2702	13131.72	4053.00	2702.00	6376.72	1621.20

Minutes of the 50th CSNIC/27.12.2019

17	Bheemunipatnam	4924	4924	0	0	4924	19597.52	7386.00	2462.00	9749.52	2951.40
18	Pendurthy	3200	3022	172	6	3200	12800.00	4800.00	1600.00	6400.00	1920.00
19	Annapalli	1250	1181	59	10	1250	5000.00	1875.00	625.00	2500.00	750.00
20	Yelamanchili	4185	3926	257	2	4185	16740.00	6277.50	2092.50	8370.00	2511.00
21	Payakaraopeta	3446	2544	871	31	3446	13784.00	5169.00	1723.00	6892.00	2067.60
22	Narisipatnam	2475	2280	186	9	2475	10395.00	3712.50	2475.00	4207.50	1485.00
23	Yelamanchili	1504	1279	222	3	1504	6316.80	2256.00	1504.00	2556.80	902.40
24	GVMC	5115	4698	385	32	5115	23017.50	7672.50	5115.00	10230.00	3069.00
25	Kakinada Rural	8070	6618	1371	81	8070	36315.00	12105.00	4035.00	20175.00	4842.00
26	Rajanagaram	6700	6153	516	31	6700	29815.00	10050.00	3350.00	16415.00	4020.00
27	Prathipadu	2274	1655	611	8	2274	10005.60	3411.00	1137.00	5457.60	1364.40
28	Jaggampeta	4548	3601	884	63	4548	20011.20	6822.00	2274.00	10915.20	2728.80
29	Peddapuram	2520	1921	588	11	2520	10962.00	3780.00	1260.00	5922.00	1512.00
30	Pithapuram	2054	1582	467	5	2054	9551.10	3081.00	1027.00	5443.10	1232.40
31	Tuni	4605	3381	1182	42	4605	21183.00	6907.50	2302.50	11973.00	2763.00
32	Anaparthi	2004	1401	596	7	2004	9018.00	3006.00	1002.00	5010.00	1202.40
33	Kothapeta	2500	1962	502	36	2500	11125.00	3750.00	1250.00	6125.00	1500.00
34	Ramachandrapuram	200	131	68	1	200	910.00	300.00	100.00	510.00	120.00
35	Mandapeta	600	476	112	12	600	2730.00	900.00	300.00	1530.00	360.00
36	Denduluru	4000	2438	1524	38	4000	15200.00	6000.00	2000.00	7200.00	2400.00
37	Ungutur	411	206	196	9	411	1549.47	616.50	205.50	727.47	216.60

Minutes of the 50th CSMC/27.12.2019

₹

38	Tadeapalligudem	2000	1432	534	34	2000	7360.00	3000.00	1000.00	3360.00	1200.00
39	Achanta	2505	1764	723	18	2505	9318.60	3757.50	1252.50	4308.60	1503.00
40	Palacole	2324	1629	686	9	2324	9179.80	3486.00	1162.00	4531.80	1394.40
41	Narasapur	2116	1775	334	7	2116	8358.20	3174.00	1058.00	4126.20	1269.60
42	Undi	2000	1803	194	3	2000	7900.00	3000.00	1000.00	3900.00	1200.00
43	Kovvur	1000	724	275	1	1000	3880.00	1500.00	500.00	1880.00	600.00
44	Eluru	11852	10074	1693	85	11852	45511.68	17778.00	11852.00	15881.68	7111.20
45	Jaggiahpet	1942	912	787	243	1942	8797.26	2913.00	971.00	4913.26	1165.20
46	Nandigama	2611	1395	1049	167	2611	12402.25	3916.50	1305.50	7180.25	1566.60
47	Mylavaram	2500	1353	962	185	2500	11550.00	3750.00	1250.00	6550.00	1500.00
48	Penamaluru	1500	647	775	78	1500	7125.00	2250.00	750.00	4125.00	900.00
49	Avanigadda	2011	1036	853	122	2011	9652.80	3016.50	1005.50	5630.80	1206.60
50	Machilipatnam	4005	3464	492	49	4005	21066.30	6007.50	2002.50	13056.30	2403.00
51	Gudivada	750	381	360	9	750	3615.00	1125.00	375.00	2115.00	450.00
52	Pamarru	521	283	216	22	521	2526.85	781.50	260.50	1484.85	312.60
53	Gannavaram	2900	1566	1195	139	2900	13775.00	4350.00	1450.00	7975.00	1740.00
54	Nuzivid	1650	961	635	54	1650	7507.50	2475.00	825.00	4207.50	990.00
55	Machilipatnam	500	454	39	7	500	2630.00	750.00	500.00	1380.00	300.00
56	Pedana	175	163	11	1	175	920.50	262.50	175.00	483.00	105.00
57	Nandigama	213	155	50	8	213	1011.75	319.50	213.00	479.25	127.80
58	Mangalagiri	2940	1784	1006	150	2940	15670.20	4410.00	1470.00	9790.20	1764.00

Minutes of the 50th CSMC/27.12.2019

59	Pedakurapadu	3500	2332	930	238	3500	17150.00	5250.00	1750.00	10150.00	2100.00
60	Prathipadu	2490	1709	700	81	2490	12151.20	3735.00	1245.00	7171.20	1491.00
61	Sattenapalli	1410	969	351	90	1410	7473.00	2115.00	705.00	4653.00	846.00
62	Tadikonda	3000	1947	892	161	3000	14850.00	4500.00	1500.00	8850.00	1800.00
63	Chilakaluripet	1200	716	413	71	1200	5928.00	1800.00	600.00	3528.00	720.00
64	Vinukonda	300	236	43	21	300	1482.00	450.00	150.00	882.00	180.00
65	Ponnuru	3640	2343	1086	211	3640	18200.00	5460.00	1820.00	10920.00	2184.00
66	Tenali	2920	1816	974	130	2920	14454.00	4380.00	1460.00	8614.00	1752.00
67	Vemuru	3000	1523	1365	112	3000	14940.00	4500.00	1500.00	8940.00	1800.00
68	Sattenapalli	1600	1315	222	63	1600	8640.00	2400.00	1600.00	4640.00	960.00
69	Chilakaluripet	4500	3150	990	360	4500	24705.00	6750.00	4500.00	13455.00	2700.00
70	Vinukonda	2000	1788	176	36	2000	11000.00	3000.00	2000.00	6000.00	1200.00
71	Macherla	1967	1497	390	80	1967	10602.13	2950.50	1967.00	5684.63	1180.20
72	Narasaraopet	3000	2638	344	18	3000	16500.00	4500.00	3000.00	9000.00	1800.00
73	Piduguralla	1000	794	162	44	1000	5750.00	1500.00	1000.00	3250.00	600.00
74	Bapada	1100	708	325	67	1100	6050.00	1650.00	1100.00	3300.00	660.00
75	Bapada	3595	2883	632	80	3595	19772.50	5392.50	3595.00	10785.00	2157.00
76	Ponnuru	2900	2098	575	227	2900	15950.00	4350.00	2900.00	8700.00	1740.00
77	Tenali	1074	835	177	62	1074	5359.26	1611.00	1074.00	2674.26	644.40
78	Repalle	1841	1325	371	145	1841	10530.52	2761.50	1841.00	5928.02	1104.60
79	Addanki	909	464	415	30	909	3699.63	1363.50	454.50	1881.63	545.40

Minutes of the 50th CSNIC/27.12.2019



80	Darsi	1655	1228	394	33	1655	6984.10	2482.50	827.50	3674.10	923.00
81	Giddalur	3071	2513	513	45	3071	13420.27	4606.50	1535.50	7278.27	1842.60
82	Kandukur	700	476	176	48	700	2905.00	1050.00	350.00	1505.00	420.00
83	Kanigiri	1286	1050	196	40	1286	5401.20	1929.00	643.00	2829.20	771.60
84	Kondepi	1996	1364	457	175	1996	8263.44	2994.00	998.00	4271.44	1197.60
85	Markapur	1712	1247	453	12	1712	7430.08	2568.00	856.00	4006.08	1027.20
86	Ongole	844	439	252	153	844	3519.48	1266.00	422.00	1831.48	506.10
87	Parchur	999	768	202	29	999	4185.81	1498.50	499.50	2187.81	599.10
88	S.N.Padu	2018	1160	763	95	2018	8354.52	3027.00	1009.00	4318.52	1210.80
89	Addanki	280	214	47	19	280	1139.60	420.00	280.00	439.60	168.00
90	Ongole	394	222	146	26	394	1642.98	591.00	394.00	657.98	236.40
91	Chimakurthy	105	89	12	4	105	434.70	157.50	105.00	172.20	63.00
92	Kandukur	250	147	65	38	250	1100.00	375.00	250.00	475.00	150.00
93	Kanigiri	716	621	74	21	716	3007.20	1074.00	716.00	1217.20	429.60
94	Nellore Rural	170	94	52	24	170	816.00	255.00	85.00	476.00	102.00
95	Gudur	549	200	243	106	549	2250.90	823.50	274.50	1152.90	329.10
96	Udayagiri	116	42	69	5	116	545.20	174.00	58.00	313.20	69.60
97	Sullurpet	1593	526	939	128	1593	7646.40	2389.50	796.50	4460.40	955.80
98	Kovvur	1970	1151	461	358	1970	9259.00	2955.00	985.00	5319.00	1182.00
99	Kavali	1688	847	585	256	1688	8102.40	2532.00	844.00	4726.40	1012.80
100	Sullurpet	504	307	130	67	504	2570.40	756.00	504.00	1310.40	302.10

Minutes of the 50th CSMC/27.12.2019

101	Naidupet	1231	911	204	116	1231	6278.10	1846.50	1231.00	3200.60	738.60
102	Venkatagiri	1907	1569	299	39	1907	9916.40	2860.50	1907.00	5148.90	1144.20
103	Kavali	3116	2162	654	300	3116	15891.60	4674.00	3116.00	8101.60	1869.60
104	Athmakur	1305	965	273	67	1305	6525.00	1957.50	1305.00	3262.50	783.00
105	Gudur	450	340	88	22	450	2205.00	675.00	450.00	1080.00	270.00
106	Chandragiri	2634	1855	705	74	2634	11194.50	3951.00	1317.00	5926.50	1580.40
107	Chittoor	1753	794	915	44	1753	7450.25	2629.50	876.50	3944.25	1051.80
108	G.D.Nellore	5812	2929	2728	155	5812	24701.00	8718.00	2906.00	13077.00	3487.20
109	Puthalapattu	9999	6248	3259	492	9999	42495.75	14998.50	4999.50	22497.75	5999.40
110	Piler	4515	3752	634	129	4515	19188.75	6772.50	2257.50	10158.75	2709.00
111	Madanapalle	1611	1326	258	27	1611	7007.85	2416.50	805.50	3785.85	966.60
112	Madanapalle	3954	3154	685	115	3954	17199.90	5931.00	1977.00	9291.90	2372.40
113	Palamaneru	9674	7356	1963	355	9674	41114.50	14511.00	4837.00	21766.50	5804.40
114	Chandragiri	1469	994	385	90	1469	6243.25	2203.50	734.50	3305.25	881.40
115	Srikalahasthi	4628	3046	1305	277	4628	19669.00	6942.00	2314.00	10413.00	2776.80
116	Satyaveddu	220	109	100	11	220	935.00	330.00	110.00	495.00	132.00
117	Madanapalle	1560	1393	100	67	1560	7020.00	2340.00	1560.00	3120.00	936.00
118	Srikalahasthi	3243	2717	435	91	3243	14593.50	4864.50	3243.00	6486.00	1945.80
119	Nagari	557	426	102	29	557	3091.35	835.50	557.00	1698.85	334.20
120	Purtur	586	409	146	31	586	3252.30	879.00	586.00	1787.30	351.60
121	Mydukur	747	565	173	9	747	2988.00	1120.50	373.50	1494.00	448.20

Minutes of the 50th CSMC/27.12.2019

122	Rajampet	1236	978	227	31	1236	5747.40	1854.00	618.00	3275.40	741.60
123	Badvel	290	236	48	6	290	1160.00	435.00	145.00	580.00	174.00
124	Kodur	2568	1780	616	172	2568	10272.00	3852.00	1284.00	5136.00	1540.80
125	Kadapa	12282	10144	1908	230	12282	56497.20	18423.00	12282.00	25792.20	7369.20
126	Proddatur	11523	10271	1148	104	11523	55886.55	17284.50	11523.00	27079.05	6913.50
127	Jammalamadugu	1526	1331	164	31	1526	7279.02	2289.00	1526.00	3464.02	915.60
128	Yerraguntla	1275	1040	213	22	1275	6311.25	1912.50	1275.00	3123.75	765.00
129	Rajampet	1409	1265	116	28	1409	6551.85	2113.50	1409.00	3029.35	845.10
130	Badvel	650	490	146	14	650	3022.50	975.00	650.00	1397.50	390.00
131	Penukonda	1813	1501	249	63	1813	8793.05	2719.50	906.50	5167.05	1087.80
132	Dharmavaram	1481	1121	291	69	1481	7034.75	2221.50	740.50	4072.75	888.60
133	Rapthadu	1271	1048	176	47	1271	6037.25	1906.50	635.50	3495.25	762.60
134	Rapthadu	1183	996	146	41	1183	5619.25	1774.50	591.50	3253.25	709.80
135	Singanamala	619	466	126	27	619	2971.20	928.50	309.50	1733.20	371.40
136	Puttaparthi	954	767	111	76	954	4531.50	1431.00	477.00	2623.50	572.40
137	Hindupur	1796	1414	349	33	1796	8710.60	2694.00	898.00	5118.60	1077.60
138	Uravakonda	6439	4818	1349	272	6439	31551.10	9658.50	3219.50	18673.10	3863.40
139	Kadiri	3151	2879	189	83	3151	14967.25	4726.50	3151.00	7089.75	1890.60
140	Pamidi	963	794	166	3	963	4574.25	1444.50	963.00	2166.75	577.80
141	Hindupur	5260	4627	540	93	5260	25511.00	7890.00	5260.00	12361.00	3156.00
142	Madakasira	1201	763	424	14	1201	5764.80	1801.50	1201.00	2762.30	720.60

Minutes of the 50th G.S.M.C./27.12.2019

143	Ananthapur	8250	7247	705	298	8250	39187.50	12375.00	8250.00	18562.50	4950.00
144	Dharmavaram	2982	2769	140	73	2982	14164.50	4473.00	2982.00	6709.50	1789.20
145	Puttaparthi	1209	937	183	89	1209	5742.75	1813.50	1209.00	2720.25	725.40
146	Dhone	1351	1006	324	21	1351	4728.50	2026.50	675.50	2026.50	810.60
147	Nandyal	930	682	243	5	930	3255.00	1395.00	465.00	1395.00	558.00
148	Pattikonda	1143	877	248	18	1143	4000.50	1714.50	571.50	1714.50	685.80
149	Kodumur	603	444	158	1	603	2110.50	904.50	301.50	904.50	361.80
150	Panyam	1690	1461	210	19	1690	5915.00	2535.00	845.00	2535.00	1014.00
151	Dhone	1523	1190	261	72	1523	5330.50	2284.50	1523.00	1523.00	913.80
152	Almakur	1608	1430	147	31	1608	5628.00	2412.00	1608.00	1608.00	964.80
153	Adoni	3725	3235	462	28	3725	13037.50	5587.50	3725.00	3725.00	2235.00
154	Gudur (NIP)	495	336	159	0	495	1732.50	742.50	495.00	495.00	297.00
155	Kurnool	918	686	220	12	918	3213.00	1377.00	918.00	918.00	550.80
Total		370255	285193	72797	12265	370255	1674344.86	555382.50	249598.00	869364.36	222,153.00

6

Annexure - II -A: Salient details of 48 BLC (New Construction) projects submitted by the State of Assam

(Rs. in lakh)

S. No	Name of the City	No. of Houses	GEN	OBC	SC	ST	Total	Project Cost	Central Assistance @ Rs. 1.5 lakh/house	State Share	Beneficiary Share	1 st installment (40%) of Central Assistance
1	Sonai MB	1506	964	298	243	1	1506	3992.86	2259.00	753.00	980.86	903.60
2	Dhenaji DA	550	0	137	32	83	252	1615.19	825.00	275.00	515.19	330.00
3	Mangaldoi MB	204	92	59	51	2	204	609.96	306.00	102.00	201.96	122.40
4	Nalbari MB	248	197	21	30	0	248	660.12	372.00	124.00	164.12	148.80
5	Nalbari DA	738	569	121	42	6	738	1790.43	1107.00	369.00	314.43	142.80
6	Tihu MB	75	26	6	42	1	75	196.28	112.50	37.50	46.28	45.00
7	Dhubri DA	1038	979	39	20	0	1038	3103.62	1557.00	519.00	1027.62	622.80
8	Badarpur MB	194	134	28	31	1	194	484.77	291.00	97.00	96.77	116.40
9	Halakandi MB	800	621	125	54	0	800	1880.00	1200.00	400.00	280.00	480.00
10	Karimganj MB	199	120	23	56	0	199	545.88	298.50	99.50	147.88	119.40
11	Karimganj DA	1317	757	480	74	6	1317	3095.00	1975.50	658.50	461.00	790.20
12	Jala MB	76	27	28	21	0	76	199.61	114.00	38.00	47.61	45.60
13	Umrangso MB	194	35	31	3	125	194	515.13	291.00	97.00	127.13	116.40

14	Kajalgaon MB	230	129	21	1	79	230	540.50	345.00	115.00	80.50	138.00
15	Basugaon MB	209	79	81	46	3	209	491.15	313.50	104.50	73.15	125.40
16	Silchar DA	857	698	82	77	0	857	2209.75	1285.50	428.50	495.75	514.20
17	Gohpur MB	149	50	82	14	3	149	593.02	223.50	74.50	295.02	89.40
18	Dhemaji DA	252	0	319	114	117	350	695.93	378.00	126.00	191.93	151.20
19	Nazira MB	26	6	8	12	0	26	74.732	39.00	13.00	22.73	15.60
20	Dhubri MB	1346	793	151	391	11	1346	4024.54	2019.00	673.00	1332.54	807.60
21	Demow MB	45	7	32	1	5	45	115.11	67.50	22.50	25.11	27.00
22	Simaluguri MB	59	35	23	0	1	59	153.72	88.50	29.50	35.72	35.40
23	Tezpur DA	1584	1311	196	52	25	1584	4575.29	2376.00	792.00	1407.29	950.40
24	Dhekiajuli MB	264	129	61	70	4	264	727.57	396.00	132.00	199.57	158.40
25	Nagaon DA	107	82	18	6	1	107	320.144	160.50	53.50	106.14	64.20
26	Goreswar MB	131	11	10	27	83	131	361.25	196.50	65.50	99.25	78.60
27	Goalpara MB	1070	894	39	125	12	1070	2678.80	1605.00	535.00	538.80	642.00
28	Teok MB	53	11	20	22	0	53	149.854	79.50	26.50	43.85	31.80
29	Dhakuakhana MB	90	8	44	36	2	90	269.10	135.00	45.00	89.10	54.00
30	Bihpuria MB	15	5	9	1	0	15	44.85	22.50	7.50	14.85	9.00

Minutes of the 50th CSMC/27.12.2019

31	Silehar MB	245	117	17	111	0	245	681.20	367.50	122.50	191.20	147.00
32	Lakhipur MB_Cac	87	50	15	19	3	87	242.79	130.50	43.50	68.79	52.20
33	Gauripur MB	1625	1048	343	228	6	1625	4858.75	2437.50	812.50	1608.75	975.00
34	Abhyapuri MB	674	351	133	188	2	674	3038.80	1011.00	337.00	1690.80	404.40
35	Kokrajhar MB	650	172	156	143	179	650	1943.50	975.00	325.00	643.50	390.00
36	Sivagar MB	9	5	3	1	0	9	25.92	13.50	4.50	7.92	5.40
37	Narayanpur MB	58	30	7	7	14	58	164.11	87.00	29.00	48.11	34.80
38	Kharupetia MB	40	29	6	5	0	40	119.60	60.00	20.00	39.60	24.00
39	Rangia MB	295	269	9	4	13	295	742.46	442.50	147.50	152.46	177.00
40	Tirabor MB	275	113	99	49	14	275	822.80	412.50	137.50	272.80	165.00
41	Goalpara DA	430	63	0	0	367	430	1010.50	645.00	215.00	150.50	258.00
42	Howly MB	578	529	17	29	3	578	1482.74	867.00	289.00	326.74	346.80
43	Golakganj MB	1217	372	580	251	14	1217	3638.83	1825.50	608.50	1204.83	730.20
44	Naharkatia MB	89	58	14	1	16	89	266.11	133.50	44.50	88.11	53.40
45	Dibrugarh DA	228	32	97	39	60	228	681.75	342.00	114.00	225.75	136.80
46	Dibrugarh MB	46	28	7	11	0	46	137.54	69.00	23.00	45.54	27.60
47	Sorbhog MB	83	44	32	4	3	83	206.39	124.50	41.50	40.39	49.80

Minutes of the 50th CSMC/27.12.2019

48	Barpeta Road MB	83	54	8	21	0	83	197.36	124.50	41.50	31.36	49.80
Total		20338	12133	4135	2805	1265	20338	56975.31	30507.00	10169.00	16299.31	12202.80

Handwritten signature

Annexure – III-B : Salient details of 1 ISSR project submitted by the State of Assam

S. No.	Name of the City	No. of Houses	GEN including OBC	SC	ST	Total	Project Cost	Central Assistance @ Rs. 1.0 lakh/house	State Share	ULB Share	Beneficiary Share	(Rs. in lakh)
												1 st installment (40%) of Central Assistance
1	North Lakimpur	64	0	64	0	64	406.10	64.00	32.00	310.10	.	25.60

[Handwritten signature]

Annexure -IV : Salient details of 19 BLC (New Construction) project submitted by the State of Bihar

(Rs. in lakh)

S.No	Name of the City	No. of Houses	GEN	OBC	SC	ST	Total	Project Cost	Central Assistance @ Rs 1.5 lakh/house	State Share	Beneficiary Share	1st Instalment 40% of Central Assistance
1	Bairganiya Nagar Panchayat Ph-IV	1250	131	815	304	0	1250	7090.613	1875.00	625.00	4590.613	750.00
2	Bank Nagar Parishad Ph-III	578	165	277	134	2	578	3038.662	867.00	289.00	1882.662	316.80
3	Banmankhi Nagar Panchayat Ph-VI	302	6	289	7	0	302	1696.875	453.00	151.00	1092.875	181.20
4	Bhabua Nagar Parishad Ph-III	158	9	92	43	14	158	848.195	237.00	79.00	532.195	94.80
5	Dalsinghsarai Nagar Panchayat Ph-III	468	34	107	327	0	468	2565.735	702.00	234.00	1629.735	280.80
6	Likma Bazar Nagar Panchayat Ph-IV	488	80	301	107	0	488	2577.831	732.00	244.00	1601.831	292.80
7	Ghoghardiha Nagar Panchayat Ph-III	504	149	287	68	0	504	2921.658	756.00	252.00	1913.658	302.40
8	Hajipur Nagar Parishad Ph-IV	216	13	113	90	0	216	1166.080	324.00	108.00	734.080	129.60
9	Islampur Nagar Panchayat Ph-III	102	3	44	55	0	102	544.600	153.00	51.00	340.600	61.20
10	Kesariya Nagar Panchayat Ph-V	488	42	365	76	5	488	2701.202	732.00	244.00	1725.202	292.80
11	Makhdumpur Nagar Panchayat Ph-II	298	73	135	84	6	298	1524.154	447.00	149.00	928.154	178.80
12	Mirganj Nagar Panchayat Ph-III	889	18	451	420	0	889	4933.826	1333.50	444.50	3155.826	533.40

13	Mouhari Nagar Parishad Ph-IV	343	65	247	31	0	343	1926.408	514.50	171.50	1240.408	205.80
14	Nabinagar Nagar Panchayat Ph-III	1203	282	527	394	0	1203	6453.915	1804.50	601.50	4047.915	721.80
15	Nokha Nagar Panchayat Ph-IV	327	0	262	65	0	327	1697.267	490.50	163.50	1043.267	196.20
16	Phulwarisharif Nagar Parishad Ph-II	146	8	109	29	0	146	773.969	219.00	73.00	481.969	57.60
17	Raiganj Nagar Panchayat Ph-IV	151	4	93	54	0	151	794.582	226.50	75.50	492.582	90.60
18	Sursand Nagar Panchayat Ph-I	1397	162	1152	74	9	1397	8069.729	2095.50	698.50	5275.729	838.20
19	Tekari Nagar Panchayat Ph-II	293	141	110	40	2	293	1502.917	439.50	146.50	916.917	175.80
	Total	9601	1385	5776	2402	38	9601	52828.216	14401.50	4800.50	33626.216	5760.60

Handwritten signature

Annexure -V-A: Salient details of the 08 AHP project submitted by the State of Gujarat

Rs. In lakh

Sr. No.	Name of City	Location	No of Dus	Total Project Cost	Central Assistance @ 1.5 L	State Share @ 1.5 L, 4.0 L	U/b Share	Beneficiary Share @ I 3.00 & II 5.50	1st Installment @ 40% of Central Assistance
1	Ahmedabad	T.P. 47- FP. 62 SaijputBogha	510	3178.07	765.00	765.00	118.07	1530.00	306.00
2	Ahmedabad	T.P. 84/B- FP. 57 Makarba	952	5932.39	1428.00	1428.00	220.39	2856.00	571.20
3	Ahmedabad	T.P. 111- FP. 181 Nikol - Kathwada	1116	6954.35	1674.00	1674.00	258.35	3348.00	669.60
4	Ahmedabad	T.P. 85- FP. 114 Sarkhej- Makarba-Okaf	1172	7303.32	1758.00	1758.00	271.32	3516.00	703.20
5	Ahmedabad	T.P. 109- FP. 119 Muthia	5376	33500.54	8064.00	8064.00	1244.54	16128.00	3225.60
6	Rajkot	TP. 19, FP. 25C Popatpara	168	1226.99	252.00	252.00	218.99	504.00	100.80
7	Rajkot	TP. 19, FP. 22A Popatpara	480	3796.49	720.00	720.00	916.49	1440.00	288.00
8	Rajkot	TP. 19, FP. 12B Popatpara	700	6839.99	1050.00	1050.00	889.99	3850.00	420.00
	Total		10474	68732.14	15711.00	15711.00	4138.14	33172.00	6284.40

Signature

Annexure -V-B: Salient details of the 40 BLC (New Construction) project submitted by the State of Gujarat

Rs. In lakh

Sr. No.	City	Gen	SC	ST	OBC	Total	Project Cost	Central Share	State Share	Beneficiary Share	1st Installment (40%) of Central Assistance
1	ChhayaNagarpalika Phase-4	4	31	1	24	60	250.52	90.00	123.63	36.89	36.00
2	DholkaNagarpalika Phase-5	8	10	0	23	41	284.63	61.50	84.48	138.65	24.60
3	Dwarika Nagarpalika Phase-2	8	1	0	31	40	157.95	60.00	82.42	15.53	24.00
4	Gandhinagar Urban Development Authority Phase-5	62	27	16	330	435	1666.15	652.50	896.32	117.33	261.00
5	KapdavanNagarpalika Phase-6	16	3	3	12	34	136.21	51.00	70.06	15.15	20.40
6	MandviNagarpalika Phase-2	5	3	0	27	35	143.76	52.50	72.12	19.14	21.00
7	OkhaNagarpalika Phase-4	1	13	0	21	35	141.98	52.50	72.12	17.36	21.00
8	SakayaNagarpalika Phase-3	0	0	0	41	41	160.51	61.50	84.48	14.53	24.60
9	Vapi Nagarpalika Phase-8	8	1	30	9	48	187.63	72.00	98.90	16.73	28.80
10	BhachauNagarpalika Phase-6	11	20	16	43	90	405.95	135.00	185.45	85.50	54.00
11	Rajkot Urban Development Authority Phase-13	18	0	0	1	19	73.34	28.50	39.15	5.69	11.40
12	SongadhNagarpalika Phase-7	20	0	3	7	30	135.53	45.00	61.82	28.71	18.00
13	Valsad Nagarpalika Phase-8	7	0	22	8	37	161.64	55.50	76.24	29.90	22.20
14	BotadNagarpalika Phase-8	0	5	0	155	160	619.68	240.00	329.68	50.00	96.00
15	Rajkot Urban Development Authority Phase-16	2	3	0	117	122	487.18	183.00	251.38	52.80	73.20
16	Rajkot Municipal Corporation Phase-12	2	5	2	91	100	381.05	150.00	206.05	25.00	60.00
17	DamnagarNagarpalika Phase-2	17	11	3	93	124	522.04	186.00	255.50	80.54	74.40
18	RajpalaNagarpalika Phase-4	1	1	13	18	33	134.97	49.50	68.00	17.47	19.80
19	Amreli Nagarpalika Phase-5	6	0	0	23	29	125.43	43.50	59.75	22.18	17.40
20	ChorwadNagarpalika Phase-3	2	10	0	36	48	201.06	72.00	98.90	30.16	28.80

Minutes of the 50th CSMC/27.12.2019

21	JafrabadNagarpalika Phase-3	0	1	0	15	16	68.63	24.00	32.97	11.66	9.60
22	JasdanNagarpalika Phase-6	3	2	0	21	26	109.27	39.00	53.57	16.70	15.60
23	JetpurNagarpalika Phase-7	15	11	0	55	81	351.78	121.50	166.9	63.38	48.60
24	KhambhaliyaNagarpalika Phase-4	2	2	1	18	23	99.88	34.50	47.39	17.99	13.80
25	Rajkot Urban Development Authority Phase-14	4	4	0	63	71	413.24	106.50	146.30	160.44	42.60
26	TalalaNagarpalika Phase-3	2	1	6	9	18	75.08	27.00	37.09	10.99	10.80
27	VanthaliNagarpalika Phase-3	0	5	0	10	15	64.88	22.50	30.91	11.47	9.00
28	WadhvanNagarpalika Phase-7	1	20	4	44	69	297.74	103.50	142.17	52.07	41.40
29	AnkleshwarNagarpalika Phase-5	13	3	3	15	34	136.44	51.00	70.06	15.38	20.40
30	ChhotaUdepurNagarpalika Phase-7	6	0	11	14	31	122.81	46.50	63.88	12.43	18.60
31	DahodNagarpalika Phase-6	0	0	15	15	30	115.42	45.00	61.82	8.60	18.00
32	Navsari Nagarpalika Phase-12	3	7	33	7	50	198.88	75.00	103.03	20.85	30.00
33	PardiNagarpalika Phase-9	0	4	56	8	68	256.53	102.00	140.11	14.42	40.80
34	UmargamNagarpalika Phase-7	0	0	23	17	40	154.42	60.00	82.42	12.00	24.00
35	Anand Nagarpalika Phase-7	5	18	7	27	57	221.01	85.50	117.45	18.06	34.20
36	KathlalNagarpalika Phase-6	13	13	3	13	42	161.40	63.00	86.54	11.86	25.20
37	Kheda Nagarpalika Phase-6	14	3	0	11	28	107.70	42.00	57.69	8.01	16.80
38	Ode Nagarpalika Phase-4	5	8	14	35	62	239.94	93.00	127.75	19.19	37.20
39	Rajkot Urban Development Authority Phase-15	1	12	2	5	20	74.77	30.00	41.21	3.56	12.00
40	UmrethNagarpalika Phase-5	51	5	4	28	88	343.24	132.00	181.32	29.92	52.80
Total		336	263	291	1540	2430	9990.27	3645.00	5007.03	1338.24	1458.00

Signature

Annexure -VI A: Salient details of the 5 AHP project submitted by the State of Karnataka

Sl.No	City Name	GEN	SC	ST	OBC	Total	Project Cost	Central Assistance @ Rs 1.5 lakh/house	State Share	Ben Share	ULB Share	1st Installment 40% of Central Assistance
1	BAGEPALLI	0	3	0	0	3	30.00	4.50	18.00	7.5	0.00	1.8
2	GAURIBIDANUR	0	22	0	0	22	165.0	33.0	132.0	0.0	0.0	13.2
3	GAURIBIDANUR	0	9	0	2	11	174.5	16.5	66.0	22.0	70.0	6.6
4	CHINTAMANI	0	17	0	0	18	244.6	27.0	108.0	39.6	70.0	10.8
5	CHINTAMANI	0	18	0	0	18	135.0	27.0	108.0	0.0	0.0	10.8
Total		0	69	0	2	72	749.10	108.00	432.00	69.10	140.00	43.20

✓

Annexure –VI B: Salient details of the 427 BLC (New Construction) project submitted by the State of Karnataka

Rs. In lakh

Sl. No.	Name of the City	Gen	SC	ST	OBC	Total	Project Cost	Central Assistance	State Share	Beneficiary share	1st Installment 40% of Central Assistance
1	Amingad	8	0	0	3	11	44.00	16.50	0.00	27.50	6.60
2	Amingad	8	0	0	4	12	48.00	18.00	0.00	30.00	7.20
3	Badami	4	1	1	9	15	60.00	22.50	0.00	37.50	9.00
4	Badami	5	2	0	5	12	48.00	18.00	0.00	30.00	7.20
5	Bagalkot	6	5	2	17	30	120.00	45.00	0.00	75.00	18.00
6	Bagalkot	57	0	0	27	84	336.00	126.00	0.00	210.00	50.40
7	Bagalkot	0	25	1	0	26	104.00	39.00	0.00	65.00	15.60
8	Bagalkot	0	22			22	88.00	33.00	0.00	55.00	13.20
9	Belagali	10	0	0	0	10	40.00	15.00	0.00	25.00	6.00
10	Belagali	24	0	0	0	24	96.00	36.00	0.00	60.00	14.40
11	Belagali	12	2	0	0	14	56.00	21.00	0.00	35.00	8.40
12	Bilagi	62	16	0	22	100	400.00	150.00	0.00	250.00	60.00
13	Guledgudda	88	0	1	6	95	380.00	142.50	0.00	237.50	57.00
14	Guledgudda	30	0	1	3	34	136.00	51.00	0.00	85.00	20.40
15	Guledgudda	6	0	0	0	6	24.00	9.00	0.00	15.00	3.60
16	Hunagund	36	34	6	2	78	312.00	117.00	0.00	195.00	46.80
17	Hunagund	15	1	2	3	21	84.00	31.50	0.00	52.50	12.60
18	Hunagund	14	1	0	6	21	84.00	31.50	0.00	52.50	12.60
19	Ilkal	22	0	0	13	35	140.00	52.50	0.00	87.50	21.00
20	Jamkhandi	19	3	0	9	31	124.00	46.50	0.00	77.50	18.60
21	Jamkhandi	13	2	0	10	25	100.00	37.50	0.00	62.50	15.00
22	Kamatagi	18	0	1	2	21	84.00	31.50	0.00	52.50	12.60
23	Kamatagi	11	0	0	2	13	52.00	19.50	0.00	32.50	7.80

24	Kerur	11	0	2	1	14	56.00	21.00	0.00	35.00	8.40
25	Kerur	30	0	0	0	30	120.00	45.00	0.00	75.00	18.00
26	Kerur	8	0	0	9	17	68.00	25.50	0.00	42.50	10.20
27	Mahalingapur	58	0	0	29	87	348.00	130.50	0.00	217.50	52.20
28	Mudhol	5	0	0	16	21	84.00	31.50	0.00	52.50	12.60
29	Mudhol	7	32	0	7	46	184.00	69.00	0.00	115.00	27.60
30	Rabkavibannahatti	0	0	0	71	71	284.00	106.50	0.00	177.50	42.60
31	Rabkavibannahatti	50	0	0	0	50	200.00	75.00	0.00	125.00	30.00
32	Rabkavibannahatti	0	0	0	25	25	100.00	37.50	0.00	62.50	15.00
33	Terdal	21	0	0	29	50	200.00	75.00	0.00	125.00	30.00
34	Terdal	31	0	0	69	100	400.00	150.00	0.00	250.00	60.00
35	Terdal	12	9	0	24	45	180.00	67.50	0.00	112.50	27.00
36	Terdal	11	10	0	33	54	216.00	81.00	0.00	135.00	32.40
38	Devanahalli	36	17	4	3	60	240.00	90.00	0.00	150.00	36.00
39	Devanahalli	21	0	0	1	22	88.00	33.00	0.00	55.00	13.20
40	DodBallapur	0	27	2	0	29	116.00	43.50	0.00	72.50	17.40
41	DodBallapur	33	0	0	4	37	148.00	55.50	0.00	92.50	22.20
42	Hosakote	12	3	0	5	20	80.00	30.00	0.00	50.00	12.00
43	Hosakote	12	0	0	4	16	64.00	24.00	0.00	40.00	9.60
45	Nelamangala	26	1	1	2	30	120.00	45.00	0.00	75.00	18.00
47	Nelamangala	16	0	0	1	17	68.00	25.50	0.00	42.50	10.20
48	Vijayapura	15	0	0	15	30	120.00	45.00	0.00	75.00	18.00
49	Anekal	11	14	1	1	27	108.00	40.50	0.00	67.50	16.20
50	Anekal	3	1	0	0	4	16.00	6.00	0.00	10.00	2.40
51	Attibele	1	0	0	3	4	16.00	6.00	0.00	10.00	2.40
52	Attibele	2	0	0	1	3	12.00	4.50	0.00	7.50	1.80

Minutes of the 50th CSMC/27.12.2019

53	Bommasandra	5	4	0	7	16	64.00	24.00	0.00	40.00	9.60
54	Bommasandra	3	2	0	0	5	20.00	7.50	0.00	12.50	3.00
55	Chandapura	15	7	0	0	22	88.00	33.00	0.00	55.00	13.20
56	Chandapura	3	2	0	1	6	24.00	9.00	0.00	15.00	3.60
57	Hebbagodi	6	1	0	4	11	44.00	16.50	0.00	27.50	6.60
58	Jigani	4	0	1	1	6	24.00	9.00	0.00	15.00	3.60
59	Ainapur	15	0	0	0	15	60.00	22.50	0.00	37.50	9.00
60	Ainapur	20				20	80.00	30.00	0.00	50.00	12.00
61	Ainapur	7			2	9	36.00	13.50	0.00	22.50	5.40
62	Ainapur	32			3	35	140.00	52.50	0.00	87.50	21.00
63	Arabhatti	23	2	0	0	25	100.00	37.50	0.00	62.50	15.00
64	Arabhatti	10	0	0	0	10	40.00	15.00	0.00	25.00	6.00
65	Athani	85	41	0	46	172	688.00	258.00	0.00	430.00	103.20
66	Bailhongal	95	7	0	98	200	800.00	300.00	0.00	500.00	120.00
67	Belagavi	27	11	12	22	72	288.00	108.00	0.00	180.00	43.20
68	Belagavi	63	37	38	72	210	840.00	315.00	0.00	525.00	126.00
69	Boragav	49	0	0	1	50	200.00	75.00	0.00	125.00	30.00
70	Boragav	38			5	43	172.00	64.50	0.00	107.50	25.80
71	Chikkodi	6	4	0	0	10	40.00	15.00	0.00	25.00	6.00
72	Chinchali	131	4	0	25	160	640.00	240.00	0.00	400.00	96.00
73	Gokak	11	13	1	25	50	200.00	75.00	0.00	125.00	30.00
74	Harigeri	11	0	0	11	22	88.00	33.00	0.00	55.00	13.20
75	Hukkeri	10	0	2	7	19	76.00	28.50	0.00	47.50	11.40
76	Hukkeri	5	1	0	11	17	68.00	25.50	0.00	42.50	10.20
77	Kabbur	85	5	0	0	90	360.00	135.00	0.00	225.00	54.00
78	Kabbur	11	0	0	0	11	44.00	16.50	0.00	27.50	6.60
79	Kalloli	24	0	0	1	25	100.00	37.50	0.00	62.50	15.00

Minutes of the 50th CSMC/27.12.2019

5

80	Kankanawadi	60	0	0	0	0	60	240.00	90.00	0.00	150.00	36.00
81	Kankanawadi	15	0	0	0	0	15	60.00	22.50	0.00	37.50	9.00
82	Khanapur	11	2	0	7	20	80.00	30.00	16.50	0.00	50.00	12.00
83	Khanapur	7	1	0	3	11	44.00	104.00	39.00	0.00	27.50	6.60
84	Kittur	13	0	0	13	26	56.00	21.00	9.00	0.00	65.00	15.60
85	Kittur	11	1	0	2	14	24.00	256.00	96.00	0.00	150.00	36.00
86	Kittur	4	1	5	22	64	240.00	800.00	75.00	0.00	125.00	30.00
87	Konnur	32	5	28	11	60	200.00	61.50	16.50	0.00	102.50	24.60
88	Konnur	14	7	3	63	200	44.00	164.00	15.00	0.00	25.00	6.50
89	Kudachi	114	20	0	0	40	7	41	10	0	0	0
90	Kudachi	10	0	0	0	0	3	11	8	0	0	0
91	M.K.Hubli	34	0	0	0	0	0	0	2	0	0	0
92	M.K.Hubli	9	0	0	0	1	10	40.00	75.00	0.00	125.00	30.00
93	Mallapur PG	36										
94	Mudalagi	8	0	0	0	3	11	44.00	16.50	0.00	27.50	6.60
95	Mudalagi	2	0	0	0	0	2	8.00	3.00	0.00	5.00	1.20
96	Munavalli	2	0	0	0	16	18	72.00	27.00	0.00	45.00	10.80
97	Munavalli	0	0	0	0	15	15	60.00	22.50	0.00	37.50	9.00
98	Munavalli	0	0	0	0	11	11	44.00	16.50	0.00	27.50	6.60
99	Naganur	25	0	0	0	0	25	100.00	37.50	0.00	62.50	15.00
100	Naganur	20	0	0	0	0	20	80.00	30.00	0.00	50.00	12.00
101	Naganur	17					17	68.00	25.50	0.00	42.50	10.20
102	Nippani	2	3	0	12	17	68.00	25.50	52.50	0.00	87.50	21.00
103	Nippani	14	6	0	15	35	140.00	45.00	22.50	0.00	75.00	18.00
104	Ramadurga	15	3	1	11	30	120.00	60.00	450.00	0.00	37.50	9.00
105	Ramdurg	9	2	0	4	15	300	1200.00	450.00	0.00	750.00	180.00
106	Sadalagi	191	39	0	70	300						

Minutes of the 50th CSMC/27.12.2019

107	Sankeswar	35				8	43	172.00	64.50	0.00	107.50	25.80
108	shedbal	120	0	0	0	7	127	508.00	190.50	0.00	317.50	76.20
109	shedbal	19	0	0	0	1	20	80.00	30.00	0.00	50.00	12.00
110	Shedbal	30				5	35	140.00	52.50	0.00	87.50	21.00
111	Soudatiyellamma	5	0	0	0	0	5	20.00	7.50	0.00	12.50	3.00
112	Ugarkhurd	40	0	0	0	10	50	200.00	75.00	0.00	125.00	30.00
113	Bellary	15	4	5	12	36	144.00	54.00	0.00	90.00	21.60	
114	Ilagaribommanahalli	37	9	12	41	99	396.00	148.50	0.00	247.50	59.40	
115	Harappanahalli	8	0	13	17	38	152.00	57.00	0.00	95.00	22.80	
116	Harappanahalli	7	1	19	73	100	400.00	150.00	0.00	250.00	60.00	
117	Harappanahalli	17	12	17	54	100	400.00	150.00	0.00	250.00	60.00	
118	Hoovinahadagali	27	0	0	23	50	200.00	75.00	0.00	125.00	30.00	
119	Hospet	18	13	9	40	80	320.00	120.00	0.00	200.00	48.00	
120	Hoovinabadagali	52	0	0	48	100	400.00	150.00	0.00	250.00	60.00	
121	Kampli	58	1	2	39	100	400.00	150.00	0.00	250.00	60.00	
122	Kottur	0	53	0	0	53	212.00	79.50	0.00	132.50	31.80	
123	Kottur	20	1	1	8	30	120.00	45.00	0.00	75.00	18.00	
124	Kudithini	0	7	0	1	8	32.00	12.00	0.00	20.00	4.80	
125	Kudligi	7	0	0	7	14	56.00	21.00	0.00	35.00	8.40	
126	Kudligi	0	0	0	6	6	24.00	9.00	0.00	15.00	3.60	
127	Kurekuppa	21	0	1	3	25	100.00	37.50	0.00	62.50	15.00	
128	Kurekuppa	21	0	3	1	25	100.00	37.50	0.00	62.50	15.00	
129	Kurugoda	0	0	0	18	18	72.00	27.00	0.00	45.00	10.80	
130	Sandur	20	0	0	10	30	120.00	45.00	0.00	75.00	18.00	
131	Siruguppa	31	0	0	14	45	180.00	67.50	0.00	112.50	27.00	
132	Siruguppa	0	0	0	26	26	104.00	39.00	0.00	65.00	15.60	

6

133	Tekkalakote	47	0	2	1	50	200.00	75.00	0.00	125.00	30.00
134	Tekkalakote	19	0	0	1	20	80.00	30.00	0.00	50.00	12.00
135	Aurad	121	120	29	50	320	1280.00	480.00	0.00	800.00	192.00
136	Aurad	140	260	58	76	534	2136.00	801.00	0.00	1335.00	320.40
137	Bhalki	137	160	43	7	347	1388.00	520.50	0.00	867.50	208.20
138	Hurnabad	141	65	26	85	317	1268.00	475.50	0.00	792.50	190.20
139	Bijapur	8	0	1	0	9	36.00	13.50	0.00	22.50	5.40
140	Bijapur	0	45	0	15	60	240.00	90.00	0.00	150.00	36.00
141	Chadchan	100				100	400.00	150.00	0.00	250.00	60.00
142	Devarahippuragi	113	0		12	125	500.00	187.50	0.00	312.50	75.00
143	Kolhar	4	2	0		6	24.00	9.00	0.00	15.00	3.60
144	Kolhar	0	31	0	0	31	124.00	46.50	0.00	77.50	18.60
145	Kolhar	119	0	0	106	225	900.00	337.50	0.00	562.50	135.00
146	Kolhar	14	4	0	11	29	116.00	43.50	0.00	72.50	17.40
147	Managuli	150				150	600.00	225.00	0.00	375.00	90.00
148	Muddebihal	130	20	5	20	175	700.00	262.50	0.00	437.50	105.00
149	Nidagundi	55	15	15	15	100	400.00	150.00	0.00	250.00	60.00
150	Nidagundi	29			22	51	204.00	76.50	0.00	127.50	30.60
151	Sindgi	151	90		59	300	1200.00	450.00	0.00	750.00	180.00
152	Talikote	33	0	0	0	33	132.00	49.50	0.00	82.50	19.80
153	Chamarajanagar	11	2	2	15	30	120.00	45.00	0.00	75.00	18.00
154	Chamarajanagar	30	3	0	27	60	240.00	90.00	0.00	150.00	36.00
155	Chamarajanagar	18	36	13	42	109	436.00	163.50	0.00	272.50	65.40
156	Hanur	0	4	0	0	4	16.00	6.00	0.00	10.00	2.40
157	Kollegal	85	36	70	0	191	764.00	286.50	0.00	477.50	114.60
158	Yelandur	1	3	0	14	18	72.00	27.00	0.00	45.00	10.80
159	Birur	25	14	0	5	44	176.00	66.00	0.00	110.00	26.40

Minutes of the 50th CSMC/27.12.2019



160	Birur	12	1	0	5	18	72.00	27.00	0.00	45.00	10.80
161	Chikkamagaluru	52	5	0	13	70	280.00	105.00	0.00	175.00	42.00
162	Chikkamagaluru	5	9	0	2	16	64.00	24.00	0.00	40.00	9.60
163	Kadur	36	14	0	11	61	244.00	91.50	0.00	152.50	36.60
164	Kadur	10	5	0	3	18	72.00	27.00	0.00	45.00	10.80
165	Kadur	43	0	0	9	52	208.00	78.00	0.00	130.00	31.20
166	Koppa	1	1	0	2	4	16.00	6.00	0.00	10.00	2.40
167	Mudigere	1	0	0	9	10	40.00	15.00	0.00	25.00	6.00
168	Mudigere	0	0	0	1	1	4.00	1.50	0.00	2.50	0.60
169	Sringeri	1	0	0	0	1	4.00	1.50	0.00	2.50	0.60
170	Sringeri	1	0	0	0	1	4.00	1.50	0.00	2.50	0.60
171	Tarikere	28	2	3	1	34	136.00	51.00	0.00	85.00	20.40
172	Tarikere	6	5	2	0	13	52.00	19.50	0.00	32.50	7.80
173	Bagepalli	0	10	4	76	90	360.00	135.00	0.00	225.00	54.00
174	Chinthamani	49	11	8	28	96	384.00	144.00	0.00	240.00	57.60
175	Gauribidanuru	1	19	6	48	74	296.00	111.00	0.00	185.00	44.40
176	Gudibande	20	7	4	25	56	224.00	84.00	0.00	140.00	33.60
177	Sidlaghata	27	0	2	56	85	340.00	127.50	0.00	212.50	51.00
178	Challekere	0	9	1	3	13	52.00	19.50	0.00	32.50	7.80
179	Chitradurga	22	12	8	38	80	320.00	120.00	0.00	200.00	48.00
180	Hiriyur	11	6	11	7	35	140.00	52.50	0.00	87.50	21.00
181	Molkalmuru	13	23	12	15	63	252.00	94.50	0.00	157.50	37.80
182	Nayakanahatti	0	0	51	0	51	204.00	76.50	0.00	127.50	30.60
183	Nayakanahatti	0	0	0	142	142	568.00	213.00	0.00	355.00	85.20
184	Bantwal	1	0	0	49	50	200.00	75.00	0.00	125.00	30.00
185	Bantwal	1	16	4	52	73	292.00	109.50	0.00	182.50	43.80
186	Belthangady	1	2	0	8	11	44.00	16.50	0.00	27.50	6.60

Minutes of the 50th CSMC/27.12.2019

[Signature]

187	Beihangady	0	4	0	9	13	52.00	19.50	0.00	32.50	7.80
188	Korekara	3	0	0	2	5	20.00	7.50	0.00	12.50	3.00
189	Kotekara	5	2	0	6	13	52.00	19.50	0.00	32.50	7.80
190	Mangalore	0	54	10	0	64	256.00	96.00	0.00	160.00	38.40
191	Mangalore	0	16	0	0	16	64.00	24.00	0.00	40.00	9.60
192	Mangalore	56	0	0	25	81	324.00	121.50	0.00	202.50	48.60
193	Moodubidre	2	1	0	5	8	32.00	12.00	0.00	20.00	4.80
194	Mulki	2	1	0	2	5	20.00	7.50	0.00	12.50	3.00
195	Mulki	4	0	0	7	11	44.00	16.50	0.00	27.50	6.60
196	Puttur	0	0	0	30	30	120.00	45.00	0.00	75.00	18.00
197	Puttur	23	0	0	26	49	196.00	73.50	0.00	122.50	29.40
198	Sullia	12	0	1	22	35	140.00	52.50	0.00	87.50	21.00
199	Sullia	8	1	1	15	25	100.00	37.50	0.00	62.50	15.00
200	Ullal	0	0	0	8	8	32.00	12.00	0.00	20.00	4.80
201	Ullal	0	0	0	7	7	28.00	10.50	0.00	17.50	4.20
202	Virla	3	0	3	33	39	156.00	58.50	0.00	97.50	23.40
203	Channagiri	17	0	0	3	20	80.00	30.00	0.00	50.00	12.00
204	Channagiri	7	4	1	14	26	104.00	39.00	0.00	65.00	15.60
205	Channagiri	4				4	16.00	6.00	0.00	10.00	2.40
206	Davanagere	3	3	3	98	107	428.00	160.50	0.00	267.50	64.20
207	Davanagere	0	15	1	92	108	432.00	162.00	0.00	270.00	64.80
208	Davanagere	0	2	2	46	50	200.00	75.00	0.00	125.00	30.00
209	Davanagere	0	2	2	46	50	200.00	75.00	0.00	125.00	30.00
210	Davanagere	3	6	6	85	100	400.00	150.00	0.00	250.00	60.00
211	Davanagere	0	1	2	97	100	400.00	150.00	0.00	250.00	60.00
212	Harihara	10	7	0	10	27	108.00	40.50	0.00	67.50	16.20
213	Harihara	68	2	0	5	75	300.00	112.50	0.00	187.50	45.00

Minutes of the 30th CSMC/27.12.2019

214	Harihara	32						32	128.00	48.00	0.00	80.00	19.20
215	Honnali	33	0	0	20			53	212.00	79.50	0.00	132.50	31.80
216	Honnali	10	0	0	0			10	40.00	15.00	0.00	25.00	6.00
217	Honnali	1	0	0	10			11	44.00	16.50	0.00	27.50	6.60
218	Jagalur	6	4	0	6			16	64.00	24.00	0.00	40.00	9.60
219	Malebennur	1	0	0	29			30	120.00	45.00	0.00	75.00	18.00
220	Malebennur	0	0	0	18			18	72.00	27.00	0.00	45.00	10.80
221	Malebennur	13						13	52.00	19.50	0.00	32.50	7.80
222	Annigeri	64	15	3	36			118	472.00	177.00	0.00	295.00	70.80
223	Annigeri	56	0	2	52			110	440.00	165.00	0.00	275.00	66.00
224	Hubballi-Dharwad	244	115	33	163			555	2220.00	832.50	0.00	1387.50	333.00
225	Kalghatagi	69	9	3	12			93	372.00	139.50	0.00	232.50	55.80
226	Navalgund	20	5	0	25			50	200.00	75.00	0.00	125.00	30.00
227	Bantval	1	16	4	52			73	292.00	109.50	0.00	182.50	43.80
228	Gadag	50	9	5	36			100	400.00	150.00	0.00	250.00	60.00
229	Gadag-Betageri	41	12	1	26			80	320.00	120.00	0.00	200.00	48.00
230	Gadag-Betageri	0	0	93	0			93	372.00	139.50	0.00	232.50	55.80
231	Gajendragadh	43	8	10	17			78	312.00	117.00	0.00	195.00	46.80
232	Gajendragadh	13	0	0	2			15	60.00	22.50	0.00	37.50	9.00
233	Gajendragadh	30	7	1	8			46	184.00	69.00	0.00	115.00	27.60
234	Laksmeswar	59	3	1	29			92	368.00	138.00	0.00	230.00	55.20
235	Laksmeswar	9	1	0	2			12	48.00	18.00	0.00	30.00	7.20
236	Laksmeswar	248	2		33			283	1132.00	424.50	0.00	707.50	169.80
237	Laksmeswar	37	4	0	19			60	240.00	90.00	0.00	150.00	36.00
238	Mulgund	31	1	0	16			48	192.00	72.00	0.00	120.00	28.80
239	Mulgund	7	0	0	5			12	48.00	18.00	0.00	30.00	7.20
240	Mundaragi	8	2	0	11			21	84.00	31.50	0.00	52.50	12.60

Minutes of the 50th CSMC/27.12.2019



268	Bankapura	15	0	0	0	25	40	160.00	60.00	0.00	100.00	24.00
269	Byadgi	14	1	2	9	26	26	104.00	39.00	0.00	65.00	15.60
270	Byadgi	60	0	0	11	71	71	284.00	106.50	0.00	177.50	42.60
271	Guttal	172	10	0	18	200	200	800.00	300.00	0.00	500.00	120.00
272	Hangal	6	0	0	24	30	30	120.00	45.00	0.00	75.00	18.00
273	Haveri	0	0	0	33	33	33	132.00	49.50	0.00	82.50	19.80
274	Hirakerur	0	0	0	15	15	15	60.00	22.50	0.00	37.50	9.00
275	Ranibennur	28	2	4	2	36	36	144.00	54.00	0.00	90.00	21.60
276	Savanur	10	0	0	32	42	42	168.00	63.00	0.00	105.00	25.20
277	Shiggaon	18	1	0	11	30	30	120.00	45.00	0.00	75.00	18.00
278	Madikeri	9	7	0	5	21	21	84.00	31.50	0.00	52.50	12.60
279	Madikeri	20	12	0	10	42	42	168.00	63.00	0.00	105.00	25.20
280	Madikeri	22	0	0	3	25	25	100.00	37.50	0.00	62.50	15.00
281	Virajpete	1	5	1	6	13	13	52.00	19.50	0.00	32.50	7.80
282	Virajpete	5	0	0	4	9	9	36.00	13.50	0.00	22.50	5.40
283	Virajpete	9	0	0	5	14	14	56.00	21.00	0.00	35.00	8.40
284	Bangarapet	35	20	0	27	82	82	328.00	123.00	0.00	205.00	49.20
285	Bangarapet	0	9	0	21	30	30	120.00	45.00	0.00	75.00	18.00
286	Kolar	13	21	0	6	40	40	160.00	60.00	0.00	100.00	24.00
287	Kolar	6	1	0	36	43	43	172.00	64.50	0.00	107.50	25.80
288	Mahur	1	1	2	38	42	42	168.00	63.00	0.00	105.00	25.20
289	Malur	1	4	1	24	30	30	120.00	45.00	0.00	75.00	18.00
290	Mulbagal	0	3	0	23	26	26	104.00	39.00	0.00	65.00	15.60
291	RobertsonPet	7	92	0	25	124	124	496.00	186.00	0.00	310.00	74.40
292	RobertsonPet	1	2	0	2	5	5	20.00	7.50	0.00	12.50	3.00
293	Srinivasapur	0	0	0	31	31	31	124.00	46.50	0.00	77.50	18.60
294	Bhagyanagar	69	0	0	7	76	76	304.00	114.00	0.00	190.00	45.60

Minutes of the 50th CSMC/27.12.2019

4

295	Bhagyanagar	0	5	4	0	9	36.00	13.50	0.00	22.50	5.40
296	Bhagyanagar	8	10	2	11	31	124.00	46.50	0.00	77.50	18.60
297	Bhagyanagar	7	9	0	34	50	200.00	75.00	0.00	125.00	30.00
298	Gangawathi	0	68	13	0	81	324.00	121.50	0.00	202.50	48.60
299	Gangawathi	142	0	0	22	164	656.00	246.00	0.00	410.00	98.40
300	Kanakagani	17	6	1	32	56	224.00	84.00	0.00	140.00	33.60
301	Karatagi	24	0	5	9	38	152.00	57.00	0.00	95.00	22.80
302	Karatagi	28	0	7	4	39	156.00	58.50	0.00	97.50	23.40
303	Koppal	24	8	0	25	57	228.00	85.50	0.00	142.50	34.20
304	Koppal	618	97	29	20	764	3056.00	1146.00	0.00	1910.00	458.40
305	Kuknoor	120	0	0	15	135	540.00	202.50	0.00	337.50	81.00
306	Kuknoor	29	0	0	5	34	136.00	51.00	0.00	85.00	20.40
307	Kushtagi	24	12	6	3	45	180.00	67.50	0.00	112.50	27.00
308	Tavarageta	0	1	0	22	23	92.00	34.50	0.00	57.50	13.80
309	Tavarageta	0	0	0	43	43	172.00	64.50	0.00	107.50	25.80
310	Yelburga	40	0	0	10	50	200.00	75.00	0.00	125.00	30.00
311	Krishnaripete	16	0	0	1	17	68.00	25.50	0.00	42.50	10.20
312	Maddur	9	0	0	6	15	60.00	22.50	0.00	37.50	9.00
313	Malavalli	48	13	0	9	70	280.00	105.00	0.00	175.00	42.00
314	Mandya	21	0	0	0	21	84.00	31.50	0.00	52.50	12.60
315	Nagamangala	17	0	0	7	24	96.00	36.00	0.00	60.00	14.40
316	Pandavapura	27	12	1	10	50	200.00	75.00	0.00	125.00	30.00
317	Bannur	5	5	5	5	20	80.00	30.00	0.00	50.00	12.00
318	H.D Kote	113	342	114	33	602	2408.00	903.00	0.00	1505.00	361.20
319	H.D Kote	73	35	21	27	156	624.00	234.00	0.00	390.00	93.60
320	Hunsur	43	44	29	20	136	544.00	204.00	0.00	340.00	81.60
321	K.R.Nagar	15	1	2	5	23	92.00	34.50	0.00	57.50	13.80

Minutes of the 50th CSMC/27.12.2019

322	Mysore	55	17	1	56	129	516.00	193.50	0.00	322.50	77.40
323	Mysore	28	69	42	24	163	652.00	244.50	0.00	407.50	97.80
324	Nanjangudu	53	2	0	0	55	220.00	82.50	0.00	137.50	33.00
325	Nanjangudu	49	7	0	26	82	328.00	123.00	0.00	205.00	49.20
326	Periyapatna	8	4	5	13	30	120.00	45.00	0.00	75.00	18.00
327	Sargur	26	44	6	2	78	312.00	117.00	0.00	195.00	46.80
328	Sargur	48	43	21		112	448.00	168.00	0.00	280.00	67.20
329	T.Narshipura	0	2	0	3	5	20.00	7.50	0.00	12.50	3.00
330	T.Narshipura	0	72	31	105	208	832.00	312.00	0.00	520.00	124.80
331	T.Narshipura	1	14	5	10	30	120.00	45.00	0.00	75.00	18.00
332	Balanagur	29	2	7	12	50	200.00	75.00	0.00	125.00	30.00
333	Hatti	51	37	18	54	160	640.00	240.00	0.00	400.00	96.00
334	Manvi	35			65	100	400.00	150.00	0.00	250.00	60.00
335	Mudgal	176	7	0	45	228	912.00	342.00	0.00	570.00	136.80
336	Raichur	50	30	10	60	150	600.00	225.00	0.00	375.00	90.00
337	Sindhanur	8	0	1	47	56	224.00	84.00	0.00	140.00	33.60
338	Sindhanur	94	48	0	55	197	788.00	295.50	0.00	492.50	118.20
339	Bidadi	0	7	0	40	47	188.00	70.50	0.00	117.50	28.20
340	Bidadi	0	11	0	29	40	160.00	60.00	0.00	100.00	24.00
341	Channapatna	3	28	0	25	56	224.00	84.00	0.00	140.00	33.60
342	Channapatna	0	18	0	29	47	188.00	70.50	0.00	117.50	28.20
343	Kanakapura	61	13	1	7	82	328.00	123.00	0.00	205.00	49.20
344	Kanakapura	92	20	0	31	143	572.00	214.50	0.00	357.50	85.80
345	Magadi	0	4	2	41	47	188.00	70.50	0.00	117.50	28.20
346	Magadi	0	4	0	13	17	68.00	25.50	0.00	42.50	10.20
347	Ramanagara	18	8	0	124	150	600.00	225.00	0.00	375.00	90.00
348	Ramanagara	0	6	0	119	125	500.00	187.50	0.00	312.50	75.00

Minutes of the 50th CSNMC/27.12.2019



349	Bhadravathi	1	27	1	32	61	244.00	91.50	0.00	152.50	36.60
350	Bhadravathi	0	3	0	12	15	60.00	22.50	0.00	37.50	9.00
351	Jog-Kargal	17	8	1	24	50	200.00	75.00	0.00	125.00	30.00
352	Sagara	0	0	0	29	29	116.00	43.50	0.00	72.50	17.40
353	Sagara	0	0	0	58	58	232.00	87.00	0.00	145.00	34.80
354	Shikaripura	20	3	1	6	30	120.00	45.00	0.00	75.00	18.00
355	Shimoga	0	29	2	64	95	380.00	142.50	0.00	237.50	57.00
356	Shiralakoppa	20	20	0	31	71	284.00	106.50	0.00	177.50	42.60
357	Shiralakoppa	39	41	1	148	229	916.00	343.50	0.00	572.50	137.40
358	Soraba	14	1	0	5	20	80.00	30.00	0.00	50.00	12.00
359	Thirthahalli	0	0	0	3	3	12.00	4.50	0.00	7.50	1.80
360	Chikkanayakanahalli	21	11	2	8	42	168.00	63.00	0.00	105.00	25.20
361	Gubbi	7	5	3	5	20	80.00	30.00	0.00	50.00	12.00
362	Koratagere	3	5	4	3	15	60.00	22.50	0.00	37.50	9.00
363	Koratagere	5	10	2	3	20	80.00	30.00	0.00	50.00	12.00
364	Kunigal	2	0	0	3	5	20.00	7.50	0.00	12.50	3.00
365	Kunigal	12	2	0	6	20	80.00	30.00	0.00	50.00	12.00
366	Madhugiri	0	3	6	16	25	100.00	37.50	0.00	62.50	15.00
367	Madhugiri	0	4	5	21	30	120.00	45.00	0.00	75.00	18.00
368	Pavagada	0	25	20	0	45	180.00	67.50	0.00	112.50	27.00
369	Sira	5	0	0	5	10	40.00	15.00	0.00	25.00	6.00
370	Sira	15	7	0	0	22	88.00	33.00	0.00	55.00	13.20
371	Tiptur	0	13	1	3	17	68.00	25.50	0.00	42.50	10.20
372	Tiptur	5	5	1	10	21	84.00	31.50	0.00	52.50	12.60
373	Tumkur	1	18	1	14	34	136.00	51.00	0.00	85.00	20.40
374	Tumkur	0	15	2	46	63	252.00	94.50	0.00	157.50	37.80
375	Turuvekere	3	0	0	0	3	12.00	4.50	0.00	7.50	1.80

Minutes of the 50th CSMC/27.12.2019



376	Turuvekere	15	2	0	5	22	88.00	33.00	0.00	55.00	13.20
377	Kapu	32	0	0	6	38	152.00	57.00	0.00	95.00	22.80
378	Kapu	4	0	0	4	8	32.00	12.00	0.00	20.00	4.80
379	Karkala	20	4	1	5	30	120.00	45.00	0.00	75.00	18.00
380	Karkala	5	2	1	2	10	40.00	15.00	0.00	25.00	6.00
381	Kundapura	47	16	0	7	70	280.00	105.00	0.00	175.00	42.00
382	Kundapura	19	0	0	2	21	84.00	31.50	0.00	52.50	12.60
383	Saligrama	22	9	0	3	34	136.00	51.00	0.00	85.00	20.40
384	Udupi	48	59	40	7	154	616.00	231.00	0.00	385.00	92.40
385	Udupi	26	5	1	3	35	140.00	52.50	0.00	87.50	21.00
386	Ankola	55	2	0	3	60	240.00	90.00	0.00	150.00	36.00
387	Bhatkal	5	0	0	0	5	20.00	7.50	0.00	12.50	3.00
388	Haliyal	0	0	0	8	8	32.00	12.00	0.00	20.00	4.80
389	Honnavar	10	0	0	0	10	40.00	15.00	0.00	25.00	6.00
390	Jali	5	0	0	0	5	20.00	7.50	0.00	12.50	3.00
391	Karwar	70	0	0	0	70	280.00	105.00	0.00	175.00	42.00
392	Kumta	2	1	0	15	18	72.00	27.00	0.00	45.00	10.80
393	Kumta	1	0	0	35	36	144.00	54.00	0.00	90.00	21.60
394	Mundgod	7	0	0	3	10	40.00	15.00	0.00	25.00	6.00
395	Siddapur	2	0	0	68	70	280.00	105.00	0.00	175.00	42.00
396	Sirsi	10	0	0	1	11	44.00	16.50	0.00	27.50	6.60
397	Yellapur	10	0	0	3	13	52.00	19.50	0.00	32.50	7.80
398	Gurumikal	39	3	0	24	86	344.00	129.00	0.00	215.00	51.60
399	Kekkera	11	2	28	349	390	1560.00	585.00	0.00	975.00	234.00
400	Kembhavi	23	3	0	14	40	160.00	60.00	0.00	100.00	24.00
401	Shahapur	9	16	3	79	107	428.00	160.50	0.00	267.50	64.20
402	Shorapur	20	1	2	27	50	200.00	75.00	0.00	125.00	30.00

Minutes of the 50th GSMC/27.12.2019

(Signature)

403	Yadgir	114	16	16	104	250	1000.00	375.00	0.00	625.00	150.00
404	Malavalli	80	27	0	13	120	480	180	0	300.00	72.00
405	Maddur	10	1	0	7	18	72	27	0	45.00	10.80
406	Pandavapura	19	6	0	5	30	120	45	0	75.00	18.00
407	Mandya	14	0	0	18	32	128	48	0	80.00	19.20
408	Hosanagar	4	2	0	5	11	44	16.5	0	27.50	6.60
409	Sagar	0	0	0	75	75	300	112.5	0	187.50	45.00
410	Jog Kargal	13	0	0	7	20	80	30	0	50.00	12.00
411	Shivamogga	0	84	6	100	190	760	285	0	475.00	114.00
412	Kottur	3	1	3	0	7	52.5	10.5	42	0	4.20
413	Bagepalli	0	2	0	0	2	15	3	12	0	1.20
414	Chikkaballapura	0	30	0	0	30	225	45	180	0	18.00
415	Chinthamani	0	1	0	0	1	7.5	1.5	6	0	0.60
416	Siddlaghatta	0	7	0	0	7	52.5	10.5	42	0	4.20
417	Chikmanglore	0	1	0	0	1	7.5	1.5	6	0	0.60
418	Mudigere	0	2	0	0	2	15	3	12	0	1.20
419	Nargund	0	0	0	1	1	7.5	1.5	6	0	0.60
420	Byadgi	0	3	0	0	3	22.5	4.5	18	0	1.80
421	Haveri	0	1	0	0	1	7.5	1.5	6	0	0.60
422	Virajpete	0	1	0	0	1	7.5	1.5	6	0	0.60
423	Yelburga	0	10	0	0	10	75	15	60	0	6.00
424	Krishnarajpete	0	2	0	0	2	15	3	12	0	1.20
425	Pandavapura	0	1	0	0	1	7.5	1.5	6	0	0.60
426	Channarayana	0	3	0	0	3	22.5	4.5	18	0	1.80
427	Pavagada	0	17	0	0	17	127.5	25.5	102	0	10.20
Total		11023	4202	1332	8231	24788	99463.50	37182.00	534.00	61747.50	14872.80

Annexure -VII : Salient details of the 17 BLC (New Construction) project submitted by the State of Kerala

SL No	District	Name of the City	No of units	Gen	SC	ST	OBC	Project cost	Central Assistance	Go.Kerala Share	Beneficiary Share	ULB Share	1 st instalment (40%) of Central Assistance
1	Alappuzha	Alappuzha	634	113	19	4	498	2536.00	951.00	317.00	0.00	1268.00	380.40
2	Ernakulam	Angamali	86	56	12	0	18	344.00	129.00	43.00	0.00	172.00	51.60
3	Thiruvananthapuram	Attungal	65	21	28	0	16	260.00	97.50	32.50	0.00	130.00	39.00
4	Ernakulam	Eloor	69	4	17	1	47	276.00	103.50	34.50	0.00	138.00	41.40
5	Ernakulam	Kalamassery	73	6	14	2	51	292.00	109.50	36.50	0.00	146.00	43.80
6	Kasargod	Kasargod	114	85	10	0	19	456.00	171.00	57.00	0.00	228.00	68.40
7	Malappuram	Kottakkal	102	1	3	0	98	408.00	153.00	51.00	0.00	204.00	61.20
8	Ernakulam	Marad	116	27	14	0	75	464.00	174.00	58.00	0.00	232.00	69.60
9	Kozhikode	Mukkom	112	13	26	0	73	448.00	168.00	56.00	0.00	224.00	67.20
10	Kottayam	Pala	47	32	3	0	12	188.00	70.50	23.50	0.00	94.00	28.20
11	Palakkad	Palakkad	527	70	56	0	401	2108.00	790.50	263.50	0.00	1054.00	316.20
12	Ernakulam	Piravam	56	0	56	0	0	224.00	84.00	28.00	0.00	112.00	33.60
13	Kannur	Thaliparamba	112	12	7	0	93	448.00	168.00	56.00	0.00	224.00	67.20
14	Ernakulam	Thrikkakkara	97	10	12	0	75	388.00	145.50	48.50	0.00	194.00	58.20
15	Ernakulam	Thrippunithura	162	50	31	0	81	648.00	243.00	81.00	0.00	324.00	97.20
16	Malappuram	Tirur	90	1	1	0	88	360.00	135.00	45.00	0.00	180.00	54.00
17	Kozhikode	Kozhikode	719	44	40	0	635	2876.00	1078.50	359.50	0.00	1438.00	431.40
		Total	3181	545	349	7	2280	12724	4771.50	1590.50	0	6362	1908.60

Minutes of the 50th CSMC/27.12.2019

Annexure -VIII: Salient details of the 32 BLC (New Construction) project submitted by the State of Madhya Pradesh

Rs. in lakh

S. No.	Name of City	Gen	SC	ST	OBC	Total No. of DUs	Central Share	State Share	EWS Beneficiary Share	Project Cost	1st Instalment (40% of Central Assistance)
1	Khandwa	50	93	40	425	608	912.00	608.00	819.88	2339.88	364.80
2	Chandla	96	189	250	575	1110	1665.00	1110.00	1498.50	4273.50	666.00
3	Gairatganj	104	209	17	461	791	1186.50	791.00	1064.53	3042.03	474.60
4	Khetia	39	139	9	118	305	457.50	305.00	410.47	1172.97	183.00
5	Agar	18	20	3	57	98	147.00	98.00	131.89	376.89	58.80
6	Jhabua	11	21	45	31	108	162.00	108.00	145.35	415.35	64.80
7	Rebli	20	16	9	118	163	244.50	163.00	219.37	626.87	97.80
8	Kothri	70	20	12	148	250	375.00	250.00	336.45	961.45	150.00
9	Piploda	13	25	20	47	105	157.50	105.00	141.31	403.81	63.00
10	Mungaoli	28	48	9	77	162	243.00	162.00	189.54	594.54	97.20
11	Kumbhraj	101	118	110	293	622	933.00	622.00	839.70	2394.70	373.20
12	Amarpatan	49	106	16	107	278	417.00	278.00	374.13	1069.13	166.80
13	Mardla	33	17	6	61	117	175.50	117.00	157.46	449.96	70.20
14	Panagar	18	38	35	87	178	267.00	178.00	239.55	684.55	106.80
15	Sihora	94	102	86	208	490	735.00	490.00	659.44	1884.44	294.00
16	Dharampuri	331	128	78	458	995	1492.50	995.00	1343.25	3830.75	597.00
17	Harod	30	114	120	47	311	466.50	311.00	419.85	1197.35	186.60
18	Dhamnod-Rarlam	0	4	3	15	22	33.00	22.00	29.61	84.61	13.20
19	Saahpura-Dindori	80	37	104	354	575	862.50	575.00	773.84	2211.34	345.00
20	Seoni	3	30	17	71	121	181.50	121.00	162.84	465.34	72.60
21	Barghat	3	13	16	48	80	120.00	80.00	107.66	307.66	48.00
22	Badoda-Sheopur	79	27	6	196	308	462.00	308.00	415.80	1185.80	184.80
23	Sendhwa	100	35	32	135	302	453.00	302.00	407.24	1162.24	181.20
24	Goteagaon	60	129	66	159	414	621.00	414.00	557.16	1592.16	248.40

25	Rewa	17	137	28	118	300	450.00	300.00	403.74	1153.74	180.00
26	Raghogarh- Vijaypur	583	51	38	284	956	1434.00	956.00	1286.58	3676.58	573.60
27	Maithar	82	360	327	1293	2062	3093.00	2062.00	2783.70	7938.70	1237.20
28	Lovkush Nagar	92	71	28	64	255	382.50	255.00	343.18	980.68	153.00
29	Garhakota	179	112	2	444	737	1105.50	737.00	991.85	2834.35	442.20
30	Susner	111	31	0	83	225	337.50	225.00	302.81	865.31	135.00
31	Niwari	17	77	8	91	193	289.50	193.00	259.74	742.24	115.80
32	Buxwaha	2	14	0	19	35	52.50	35.00	47.10	134.60	21.00
	Total	2513	2531	1540	6692	13276	19914.00	13276.00	17863.52	51053.52	7965.60

hgt

Annexure –IX -A: Salient details of the 01 AHP project submitted by the State of Odisha

Rs. In lakh

Sl.	District	Name of ULB/ City	Total Houses Proposed	Total Project Cost	Central Share	State Share	ULB Share	Beneficiary Share	1st Instalment 40% of Central Assistance
1	Sundergarh	Rourkela	500	3,258.20	750.00	1,000.00	758.20	750.00	300.00

✓

Annexure -IX -B: Salient details of the 82 BLC (New Construction) project submitted by the State of Odisha

Sl.	District	Name of ULB/ City	Total Houses Proposed	General	SC	ST	OBC	Total Project Cost	Central Share	State Share	(Rs. in lakh)	
											Beneficiary Share	1st Installment 40% of Central Assistance
1	Angul	Angul	195	45	94	3	53	585.00	292.50	97.50	195.00	117.00
2	Angul	Athamalik	35	1	1	12	21	107.10	52.50	17.50	37.10	21.00
3	Balasore	Jaleswar	199	71	33	54	41	597.00	298.50	99.50	199.00	119.40
4	Balasore	Nilagiri	62	8	10	22	22	186.00	93.00	31.00	62.00	37.20
5	Balasore	Soto	118	47	20	6	45	354.00	177.00	59.00	118.00	70.80
6	Baragarh	Attapura	29	4	13	0	12	102.66	43.50	14.50	44.66	17.40
7	Baragarh	Attapura	24	3	8	0	3	84.96	36.00	12.00	36.96	14.40
8	Baragarh	Barpalli	87	18	20	14	5	261.00	130.50	43.50	87.00	52.20
9	Baragarh	Bijepur	94	1	16	12	65	282.00	141.00	47.00	94.00	56.40
10	Baragarh	Bijepur	65	2	11	5	47	195.00	97.50	32.50	65.00	39.00
11	Baragarh	Padampur	35	2	7	7	19	105.00	52.50	17.50	35.00	21.00
12	Baragarh	Padampur	64	17	20	9	18	192.00	96.00	32.00	64.00	38.40
13	Bhadrak	Basudevpur	927	281	189	0	457	2,781.00	1,390.50	463.50	927.00	556.20
14	Bhadrak	Basudevpur	61	9	10	0	42	183.00	91.50	30.50	61.00	36.60
15	Bhadrak	Bhadrak	559	369	52	11	127	1,677.00	838.50	279.50	559.00	335.40
16	Bhadrak	Bhadrak	334	264	26	8	36	1,002.00	501.00	167.00	334.00	200.40
17	Bhadrak	Chandball	65	30	11	0	24	195.00	97.50	32.50	65.00	39.00
18	Bhadrak	Dhamagar	123	47	27	22	27	369.00	184.50	61.50	123.00	73.80
19	Bolangir	Bolangir	489	78	143	18	250	1,467.00	733.50	244.50	489.00	293.40

Minutes of the 50th CSMC/27.12.2019

20	Bolangir	Bolangir	38	14	11	1	12	114.00	57.00	19.00	38.00	22.80
21	Bolangir	Kantabanjhi	34	5	8	1	20	102.00	51.00	17.00	34.00	20.40
22	Bolangir	Patnagarh	32	3	6	2	21	96.00	48.00	16.00	32.00	19.20
23	Cuttack	Chowdar	275	136	73	6	60	825.00	412.50	137.50	275.00	165.00
24	Deogarh	Deogarh	55	4	24	10	17	170.50	82.50	27.50	60.50	33.00
25	Deogarh	Deogarh	111	5	51	45	10	344.10	166.50	55.50	122.10	66.60
26	Dhenkanal	Dhenkanal	477	176	166	16	119	1,431.00	715.50	238.50	477.00	286.20
27	Dhenkanal	Hindol	257	138	102	17	0	771.00	385.50	128.50	257.00	154.20
28	Gajapati	Kashinagar	68	2	36	1	29	204.00	102.00	34.00	68.00	40.80
29	Gajapati	Parlekhamundi	171	25	49	10	87	513.00	256.50	85.50	171.00	102.60
30	Ganjam	Aska	136	37	18	0	81	408.00	204.00	68.00	136.00	81.60
31	Ganjam	Aska	40	5	20	0	15	120.00	60.00	20.00	40.00	24.00
32	Ganjam	Bellaguntha	83	10	10	1	62	249.00	124.50	41.50	83.00	49.80
33	Ganjam	Bellaguntha	56	5	14	2	35	168.00	84.00	28.00	56.00	33.60
34	Ganjam	Bhanjanagar	23	4	11	1	7	69.00	34.50	11.50	23.00	13.80
35	Ganjam	Bhanjanagar	30	12	10	0	8	90.00	45.00	15.00	30.00	18.00
36	Ganjam	Chatrapur	36	9	7	0	20	108.00	54.00	18.00	36.00	21.60
37	Ganjam	Chikiri	13	1	6	0	6	39.00	19.50	6.50	13.00	7.80
38	Ganjam	Digapainandi	45	4	24	0	17	135.00	67.50	22.50	45.00	27.00
39	Ganjam	Ganjam	29	2	8	0	19	87.00	43.50	14.50	29.00	17.40
40	Ganjam	Hinjlicut	219	28	85	0	106	657.00	328.50	109.50	219.00	131.40
41	Ganjam	Kavisuryanagar	243	46	72	0	125	729.00	364.50	121.50	243.00	145.80
42	Ganjam	Khalikote	157	28	42	4	83	471.00	235.50	78.50	157.00	94.20

43	Ganjam	Kodala	217	17	30	0	170	651.00	325.50	108.50	217.00	130.20
44	Ganjam	Purusottampur	63	4	25	0	34	189.00	94.50	31.50	63.00	37.80
45	Ganjam	Rambha	24	2	11	0	11	72.00	36.00	12.00	24.00	14.40
46	Ganjam	Soroda	27	6	19	0	2	81.00	40.50	13.50	27.00	16.20
47	Jagatsingpur	Jagatsingpur	106	11	9	73	13	318.00	159.00	53.00	106.00	63.60
48	Jaipur	Jaipur	97	53	15	0	29	291.00	145.50	48.50	97.00	58.20
49	Jaipur	Vyasagar	36	17	8	3	8	108.00	54.00	18.00	36.00	21.60
50	Jharsuguda	Belpahar	33	4	2	15	12	99.00	49.50	16.50	33.00	19.80
51	Jharsuguda	Brajrajnagar	25	6	8	6	5	75.00	37.50	12.50	25.00	15.00
52	Jharsuguda	Jharsuguda	111	12	25	42	12	333.00	166.50	55.50	111.00	66.60
53	Kalahandi	Bhawanipatna	144	19	60	5	60	432.00	216.00	72.00	144.00	86.40
54	Kalahandi	Junagarh	57	9	9	1	13	171.00	85.50	28.50	57.00	34.20
55	Kalahandi	Kesinga	38	1	10	14	13	125.40	57.00	19.00	49.40	22.80
56	Keonjhar	Barbil	81	31	4	25	21	243.00	121.50	40.50	81.00	48.60
57	Khordha	Balugaon	201	138	63	0	0	603.00	301.50	100.50	201.00	120.60
58	Khordha	Banapur	324	51	37	0	236	972.00	486.00	162.00	324.00	194.40
59	Khordha	Khordha	291	118	104	6	63	873.00	436.50	145.50	291.00	174.60
60	Koraput	Jeypore	256	133	45	57	21	768.00	384.00	128.00	256.00	153.60
61	Koraput	Koraput	198	53	68	70	7	594.00	297.00	99.00	198.00	118.80
62	Koraput	Kotpad	41	20	10	2	9	123.00	61.50	20.50	41.00	24.60
63	Koraput	Sunabeda	180	29	87	58	6	540.00	270.00	90.00	180.00	108.00
64	Malkangiri	Malkangiri	52	7	36	8	1	156.00	78.00	26.00	52.00	31.20
65	Mayurbhanja	Udala	30	19	3	1	7	90.00	45.00	15.00	30.00	18.00

66	Nawarangpur	Nabarangpur	34	27	2	5	0	102.00	51.00	17.00	34.00	20.40
67	Nawarangpur	Umerkote	77	13	56	8	0	231.00	115.50	38.50	77.00	46.20
68	Nayagadh	Khandapada	21	2	3	7	9	63.00	31.50	10.50	21.00	12.60
69	Nayagadh	Odogaon	70	9	5	0	56	210.00	105.00	35.00	70.00	42.00
70	Nuapada	Khariar	445	57	146	44	198	1,335.00	667.50	222.50	445.00	267.00
71	Nuapada	Khariar Road	88	15	30	5	38	278.00	132.00	44.00	88.00	52.80
72	Nuapada	Khariar Road	65	8	15	3	39	205.50	97.50	32.50	65.00	39.00
73	Rayagada	Gudari	42	2	0	13	27	126.00	63.00	21.00	42.00	25.20
74	Rayagada	Gudari	75	0	65	4	6	225.00	112.50	37.50	75.00	45.00
75	Rayagada	Gumupur	182	9	72	67	34	546.00	273.00	91.00	182.00	109.20
76	Rayagada	Rayagada	118	30	30	35	23	354.00	177.00	59.00	118.00	70.80
77	Sambalpur	Kuchinda	20	3	0	10	7	60.00	30.00	10.00	20.00	12.00
78	Sambalpur	Redakhoi	109	13	30	17	49	327.00	163.50	54.50	109.00	65.40
79	Subarnapur	Sonepur	151	20	37	3	91	453.00	226.50	75.50	151.00	90.60
80	Sundergarh	Raygangpur	87	0	40	21	26	261.00	130.50	43.50	87.00	52.20
81	Sundergarh	Biramitrapur	185	76	36	73	0	555.00	277.50	92.50	185.00	111.00
82	Sundergarh	Sundergarh	95	31	12	52	0	285.00	142.50	47.50	95.00	57.00
Total			10,689	3071	2831	1073	3714	32,150.22	16,033.50	5,344.50	10,747.72	6,413.40

✓

Annexure -X -A: Salient details of the 26 AHP project submitted by the State of Tamil Nadu

Rs. In lakh

Sl. No	District	Name of the City	No of units	Beneficiary Details				Financial Details				
				General	SC	ST	OBC	Project cost	Gol Grant Share	GoTN Share	Beneficiary Share	1st Installment of Central Assistance
1	Chennai	Chennai	288	28	220	0	40	3540.70	432.00	2016.00	1092.70	172.80
2	Chennai	Chennai	512					6240.39	768.00	3584.00	1888.39	307.20
3	Chennai	Chennai	1126	0	676	11	439	13811.89	1689.00	7882.00	4240.89	675.60
4	Chennai	Chennai	4					48.00	6.00	28.00	14.00	2.40
5	Chennai	Chennai	90					1098.00	135.00	630.00	333.00	54.00
6	Chennai	Chennai	384					4665.60	576.00	2688.00	1401.60	230.40
7	Chennai	Chennai	50					560.00	75.00	350.00	135.00	30.00
8	Chennai	Chennai	168					2016.00	252.00	1176.00	588.00	100.80
9	Kancheepuram	Chennai	384	0	250	0	134	4662.51	576.00	2688.00	1398.51	230.40
10	Kancheepuram	Chennai	256	0	182	0	74	3142.30	384.00	1792.00	966.30	153.60
11	Kancheepuram	Chennai	256	0	180	0	76	3241.11	384.00	1792.00	1065.11	153.60
12	Kancheepuram	Chennai	384	0	250	0	134	4599.73	576.00	2688.00	1335.73	230.40
13	Kancheepuram	Chennai	144	0	87	0	57	1764.77	216.00	1008.00	540.77	86.40
14	Kancheepuram	Chennai	156	0	94	0	62	1881.94	234.00	1092.00	555.94	93.60



Minutes of the 50th CSMC / 27.12.2019

15	Kancheepuram	Chennai	144	0	101	0	43	1756.52	216.00	1008.00	532.52	86.40
16	Thiruvarur	Mannargudi	120					1160.83	180.00	840.00	140.83	72.00
17	Coimbatore	Coimbatore	708					6726.00	1062.00	4956.00	708.00	424.80
18	Salem	Salem	288					2736.00	432.00	2016.00	288.00	172.80
19	Tiruppur	Tiruppur	360					3509.13	540.00	2520.00	449.13	216.00
20	Tiruppur	Tiruppur	528					5179.95	792.00	3696.00	691.95	316.80
21	Thanjavur	Adirampattinam TP	336	5	32	0	299	3528.00	504.00	2352.00	672.00	201.60
22	Thanjavur	Pattukkottai	720					7638.54	1080.00	5040.00	1518.54	432.00
23	Pudukkottai	Pudukkottai	216	0	118	0	98	2106.00	324.00	1512.00	270.00	129.60
24	Pudukkottai	Pudukkottai	96	0	24	0	72	945.79	144.00	672.00	129.79	57.60
25	Vellore	Vellore	400	0	100	0	255	4019.34	600.00	2800.00	619.34	240.00
26	Vellore	Pernampattu	304					3050.50	456.00	2128.00	466.50	182.40
Total AHP			8422	33	2314	11	1783	93629.54	12633.00	58954.00	22042.54	5053.20

✓

Annexure -X -B: Salient details of the 260 BLC(N) project submitted by the State of Tamil Nadu

Sl. No	District	Name of the City	No of units	Beneficiary Details				Financial Details				1st Installment of Central Assistance
				General	SC	ST	OBC	Project cost	GoI Grant Share	GoTN Share	Beneficiary Share	
I	BLC - TNSCB											
1	Thiruvallur	Tirurani	245	35	57	40	113	735.00	367.50	147.00	220.50	147.00
2	Thiruvallur	Chennai	255	57	123	25	50	765.00	382.50	153.00	229.50	153.00
3	Kancheepuram	Chennai	30	0	19	0	11	90.00	45.00	18.00	27.00	18.00
4	Kancheepuram	Chennai	200	0	120	0	80	600.00	300.00	120.00	180.00	120.00
5	Kancheepuram	Kancheepuram	140	10	60	0	70	420.00	210.00	84.00	126.00	84.00
6	Kancheepuram	Chennai	500	27	235	0	238	1500.00	750.00	300.00	450.00	300.00
7	Kancheepuram	Chennai	100	0	59	0	41	300.00	150.00	60.00	90.00	60.00
8	Kancheepuram	Chennai	120	7	85	0	28	360.00	180.00	72.00	108.00	72.00
9	Kancheepuram	Chennai	315	15	214	0	86	945.00	472.50	189.00	283.50	189.00
10	Kancheepuram	Chennai	145	0	70	0	75	435.00	217.50	87.00	130.50	87.00
11	Kancheepuram	Chennai	50	0	27	0	23	150.00	75.00	30.00	45.00	30.00
12	Kancheepuram	Kancheepuram	120	0	58	0	62	360.00	180.00	72.00	108.00	72.00
13	Kancheepuram	Kancheepuram	40	0	24	0	16	120.00	60.00	24.00	36.00	24.00
14	Kancheepuram	Kancheepuram	100	0	45	0	55	300.00	150.00	60.00	90.00	60.00
15	Vellore	Pernampattu	360	0	139	0	221	1080.00	540.00	216.00	324.00	216.00
16	Vellore	jolarpettai	500	0	5	0	495	1500.00	750.00	300.00	450.00	300.00

Minutes of the 50th CSMC/27.12.2019

17	Vellore	Ambur	305	0	2	0	303	915.00	457.50	183.00	274.50	183.00
18	Thiruvananthapuram	Arani	81	0	5	0	76	243.00	121.50	48.60	72.90	48.60
19	Vellore	Thiruvallur	100	0	17	0	83	300.00	150.00	60.00	90.00	60.00
20	Thiruvananthapuram	Vandavasi	69	0	4	0	65	207.00	103.50	41.40	62.10	41.40
21	Ranipet	Melcharam	200	0	30	0	170	600.00	300.00	120.00	180.00	120.00
22	Krishnagiri	Nagojanahalli	180	0	35	0	145	540.00	270.00	108.00	162.00	108.00
23	Krishnagiri	Kaveripattinam	122	0	84	0	38	366.00	183.00	73.20	109.80	73.20
24	Krishnagiri	Ilorur	206	8	62	0	136	618.00	309.00	123.60	185.40	123.60
25	Vellore	Vellore	100	0	10	0	90	300.00	150.00	60.00	90.00	60.00
26	Krishnagiri	Bargur	164	0	42	0	122	492.00	246.00	98.40	147.60	98.40
27	Madurai	Vadivayal	22	0	9	0	13	66.00	33.00	13.20	19.80	13.20
28	Madurai	Sholavandan	13	0	2	0	11	39.00	19.50	7.80	11.70	7.80
29	Madurai	Palamedu	22	0	4	0	18	66.00	33.00	13.20	19.80	13.20
30	Madurai	A.Vellalapatti	28	0	8	0	20	84.00	42.00	16.80	25.20	16.80
31	Madurai	Alanganallur	19	0	1	0	18	57.00	28.50	11.40	17.10	11.40
32	Madurai	Paravai	88	0	11	0	77	264.00	132.00	52.80	79.20	52.80
33	Sivagangai	Kottaiyur	20	0	3	0	17	60.00	30.00	12.00	18.00	12.00
34	Sivagangai	Manamadurai	40	0	5	0	35	120.00	60.00	24.00	36.00	24.00
35	Sivagangai	Kandanoor	20	0	5	0	15	60.00	30.00	12.00	18.00	12.00
36	Sivagangai	Pallathur	20	0	2	0	18	60.00	30.00	12.00	18.00	12.00
37	Sivagangai	Kanadukathan	20	0	1	0	19	60.00	30.00	12.00	18.00	12.00
38	Ramanathapuram	Mandapam	20	0	1	0	19	60.00	30.00	12.00	18.00	12.00

39	Ramanathapuram	R.S Mangalam	42	0	5	0	37	126.00	63.00	25.20	37.80	25.20
40	Ramanathapuram	Tbondi	26	0	3	0	23	78.00	39.00	15.60	23.40	15.60
41	Ramanathapuram	Abiramam	15	0	0	0	15	45.00	22.50	9.00	13.50	9.00
42	Ramanathapuram	Kamuthi	18	0	3	0	15	54.00	27.00	10.80	16.20	10.80
43	Ramanathapuram	Mudhukulathur	27	0	7	0	20	81.00	40.50	16.20	24.30	16.20
44	Ramanathapuram	Sayalkudi	26	0	1	0	25	78.00	39.00	15.60	23.40	15.60
45	Theni	Andipatti	19	0	5	0	14	57.00	28.50	11.40	17.10	11.40
46	Theni	Boothipuram	37	0	5	0	32	111.00	55.50	22.20	33.30	22.20
47	Theni	Palanichettipatti	7	0	1	0	6	21.00	10.50	4.20	6.30	4.20
48	Theni	Melacholakanathapuram	20	0	7	0	13	60.00	30.00	12.00	18.00	12.00
49	Theni	Thevaram	15	0	15	0	0	45.00	22.50	9.00	13.50	9.00
50	Theni	Odaipatti	60	0	15	0	45	180.00	90.00	36.00	54.00	36.00
51	Dindigul	Srirampuram	16	0	4	0	12	48.00	24.00	9.60	14.40	9.60
52	Dindigul	Kannivadi	37	0	7	0	30	111.00	55.50	22.20	33.30	22.20
53	Dindigul	Sevugampatti	40	0	3	0	37	120.00	60.00	24.00	36.00	24.00
54	Dindigul	PattiVeerampatti	20	0	0	0	20	60.00	30.00	12.00	18.00	12.00
55	Dindigul	Natham	32	0	1	0	31	96.00	48.00	19.20	28.80	19.20
56	Dindigul	Vadamadurai	14	0	0	0	14	42.00	21.00	8.40	12.60	8.40
57	Dindigul	Ammayanayakanur	19	0	1	0	18	57.00	28.50	11.40	17.10	11.40
58	Dindigul	Chinnalapatti	10	0	0	0	10	30.00	15.00	6.00	9.00	6.00
59	Dindigul	Ayyaluru	16	0	0	0	16	48.00	24.00	9.60	14.40	9.60
60	Dindigul	Ayyampalayam	25	0	1	0	24	75.00	37.50	15.00	22.50	15.00

Minutes of the 50th CSNIC/27.12.2019

61	Dindigul	Nilakottai	15	0	0	0	0	15	45.00	22.50	9.00	13.50	9.00
62	Dindigul	Vathalagundu	20	0	2	0	0	18	60.00	30.00	12.00	18.00	12.00
63	Dindigul	Sithayankottai	30	0	1	0	0	29	90.00	45.00	18.00	27.00	18.00
64	Dindigul	Thadikombu	23	0	5	0	0	18	69.00	34.50	13.80	20.70	13.80
65	Dindigul	Agaram	16	0	3	0	0	13	48.00	24.00	9.60	14.40	9.60
66	Dindigul	Vedasandur	18	0	4	0	0	14	54.00	27.00	10.80	16.20	10.80
67	Dindigul	Eriyodu	25	0	3	0	0	22	75.00	37.50	15.00	22.50	15.00
68	Dindigul	Palayam	18	0	4	0	0	14	54.00	27.00	10.80	16.20	10.80
69	Dindigul	Arakudi	23	0	11	0	0	12	69.00	34.50	13.80	20.70	13.80
70	Dindigul	Keeranur	15	0	2	0	0	13	45.00	22.50	9.00	13.50	9.00
71	Dindigul	Neekarapatti	22	0	4	0	0	18	66.00	33.00	13.20	19.80	13.20
72	Dindigul	Flumalai	195	0	16	0	0	179	585.00	292.50	117.00	175.50	117.00
73	Thoothukudi	Thoothukudi	400	29	95	1	275	1200.00	600.00	240.00	360.00	240.00	240.00
74	Thoothukudi	Thoothukudi	50	0	6	0	44	150.00	75.00	30.00	45.00	30.00	30.00
75	Thoothukudi	Tiruchendur	100	3	34	0	63	300.00	150.00	60.00	90.00	60.00	60.00
76	Thoothukudi	Pitavapuram	140	5	34	0	101	420.00	210.00	84.00	126.00	84.00	84.00
77	Thoothukudi	Kalugumalai	30	0	20	5	5	90.00	45.00	18.00	27.00	18.00	18.00
78	Thoothukudi	Kayathar	25	1	3	1	20	75.00	37.50	15.00	22.50	15.00	15.00
79	Kanniyakumari	Nagercoil	120	2	3	0	115	360.00	180.00	72.00	108.00	72.00	72.00
80	Kanniyakumari	Agastheeswaram	70	0	5	0	65	210.00	105.00	42.00	63.00	42.00	42.00
81	Kanniyakumari	Alloor	70	0	17	0	53	210.00	105.00	42.00	63.00	42.00	42.00
82	Kanniyakumari	Kanyakumari	15	0	3	0	12	45.00	22.50	9.00	13.50	9.00	9.00

Minutes of the 50th CSMC/27.12.2019

83	Kanniyakumari	Killiyoor	75	1	4	0	70	225.00	112.50	45.00	67.50	45.00
84	Kanniyakumari	Kottaram	110	0	23	0	87	330.00	165.00	66.00	99.00	66.00
85	Kanniyakumari	Palappallam	50	2	9	0	39	150.00	75.00	30.00	45.00	30.00
86	Kanniyakumari	Puthalam	80	0	6	0	74	240.00	120.00	48.00	72.00	48.00
87	Kanniyakumari	Reethapuram	30	2	4	0	24	90.00	45.00	18.00	27.00	18.00
88	Kanniyakumari	Suchindram	25	0	4	0	21	75.00	37.50	15.00	22.50	15.00
89	Kanniyakumari	Thengampudur	235	5	26	0	204	705.00	352.50	141.00	211.50	141.00
90	Kanniyakumari	Villukuri	70	0	12	0	58	210.00	105.00	42.00	63.00	42.00
91	Kanniyakumari	Marungoor	50	0	7	0	43	150.00	75.00	30.00	45.00	30.00
92	Tirunelveli	Ambasamudram	180	0	3	0	177	540.00	270.00	108.00	162.00	108.00
93	Tirunelveli	Aylkudi	81	0	50	0	31	243.00	121.50	48.60	72.90	48.60
94	Tirunelveli	Elanji	50	0	29	0	21	150.00	75.00	30.00	45.00	30.00
95	Tirunelveli	Eruvadi	65	2	18	1	44	195.00	97.50	39.00	58.50	39.00
96	Tirunelveli	Kalakad	30	0	0	0	30	90.00	45.00	18.00	27.00	18.00
97	Tirunelveli	Melagaram	44	5	17	0	22	132.00	66.00	26.40	39.60	26.40
98	Tirunelveli	Pudur	97	0	56	1	40	291.00	145.50	58.20	87.30	58.20
99	Tirunelveli	Surandai	94	0	14	0	80	282.00	141.00	56.40	84.60	56.40
100	Tirunelveli	Thirukurangudi	55	52	3	0	0	165.00	82.50	33.00	49.50	33.00
101	Tirunelveli	Vadakku Valliyur	76	0	8	3	65	228.00	114.00	45.60	68.40	45.60
102	Virudhunagar	Aruppukkottai	125	38	46	2	39	375.00	187.50	75.00	112.50	75.00
103	Virudhunagar	Sattur	137	6	69	0	62	411.00	205.50	82.20	123.30	82.20
104	Virudhunagar	Thiruthangal	125	15	78	1	31	375.00	187.50	75.00	112.50	75.00

105	Thoothukudi	Kovilpatti	95	5	8	0	82	285.00	142.50	57.00	85.50	57.00
106	Thoothukudi	Thoothukudi	150	6	14	0	130	450.00	225.00	90.00	135.00	90.00
107	Trichy	Sirugamani TP	40	11	23	0	6	120.00	60.00	24.00	36.00	24.00
108	Trichy	Masiri	30	0	8	0	22	90.00	45.00	18.00	27.00	18.00
109	Trichy	Thottiam	50	0	13	0	37	150.00	75.00	30.00	45.00	30.00
110	Trichy	Kattupputhur	50	0	17	0	33	150.00	75.00	30.00	45.00	30.00
111	Trichy	Balakrishnampatti	50	0	8	0	42	150.00	75.00	30.00	45.00	30.00
112	Trichy	Mettupalayam	50	0	20	0	30	150.00	75.00	30.00	45.00	30.00
113	Trichy	Ponnampatti	50	6	26	0	18	150.00	75.00	30.00	45.00	30.00
114	Trichy	Poovalur	30	0	10	0	20	90.00	45.00	18.00	27.00	18.00
115	Pudukottai	Koeramangalam	75	0	2	0	73	225.00	112.50	45.00	67.50	45.00
116	Thanjavur	Tirukattupalli	30	0	3	0	27	90.00	45.00	18.00	27.00	18.00
117	Thanjavur	Ammappettai	30	0	9	0	21	90.00	45.00	18.00	27.00	18.00
118	Thiruvallur	Chennai	125	1	34	3	87	375.00	187.50	75.00	112.50	75.00
119	Thiruvallur	Chennai	125	0	30	0	95	375.00	187.50	75.00	112.50	75.00
120	Thiruvallur	Chennai	250	0	65	5	180	750.00	375.00	150.00	225.00	150.00
121	Kancheepuram	Chennai	100	2	69	0	29	300.00	150.00	60.00	90.00	60.00
122	Kancheepuram	Chennai	226	18	177	0	31	678.00	339.00	135.60	203.40	135.60
123	Kancheepuram	Chennai	810	4	467	0	339	2430.00	1215.00	486.00	729.00	486.00
124	Kancheepuram	Walajabad TP	226	0	112	0	114	678.00	339.00	135.60	203.40	135.60

125	Thiruvallur	Chennai	150	0	90	2	58	450.00	225.00	90.00	135.00	90.00
126	Thiruvallur	Chennai	150	0	90	0	60	450.00	225.00	90.00	135.00	90.00
127	Thiruvallur	Chennai	200	0	46	0	154	600.00	300.00	120.00	180.00	120.00
128	Thiruvallur	Chennai	100	0	100	0	0	300.00	150.00	60.00	90.00	60.00
129	Thiruvallur	Chennai	100	0	40	0	60	300.00	150.00	60.00	90.00	60.00
130	Thiruvallur	Chennai	100	0	100	0	0	300.00	150.00	60.00	90.00	60.00
131	Thiruvallur	Chennai	100	0	100	0	0	300.00	150.00	60.00	90.00	60.00
132	Thiruvallur	Chennai	100	0	100	0	0	300.00	150.00	60.00	90.00	60.00
133	Thiruvallur	Chennai	100	0	70	0	30	300.00	150.00	60.00	90.00	60.00
134	Thiruvallur	Chennai	150	0	110	0	40	450.00	225.00	90.00	135.00	90.00
135	Thiruvallur	Chennai	150	0	110	0	40	450.00	225.00	90.00	135.00	90.00
136	Thiruvallur	Chennai	100	0	75	0	25	300.00	150.00	60.00	90.00	60.00
137	Kancheepuram	Chennai	335	0	315		20	1005.00	502.50	201.00	301.50	201.00
138	Kancheepuram	Chennai	100	0	47	0	53	300.00	150.00	60.00	90.00	60.00
139	Kancheepuram	Chennai	200	0	191	0	9	600.00	300.00	120.00	180.00	120.00
140	Chengalpattu	Chennai	312	6	247	1	58	936.00	468.00	187.20	280.80	187.20
141	Kancheepuram	N.Guduvancheri	40	20	18	2	0	120.00	60.00	24.00	36.00	24.00
142	Kancheepuram	Chennai	140	22	108	3	7	420.00	210.00	84.00	126.00	84.00

143	Kancheepuram	Chennai	239	12	95	0	132	717.00	358.50	143.40	215.10	143.40
144	Kancheepuram	Chennai	610	30	183	0	397	1830.00	915.00	566.00	549.00	566.00
145	Tiruvallur	Chennai	105	0	87	0	18	315.00	157.50	63.00	94.50	63.00
146	Tiruvallur	Chennai	245	10	115	0	120	735.00	367.50	147.00	220.50	147.00
147	Thiruvallur	Nanilam	55	0	15	0	40	165.00	82.50	33.00	49.50	33.00
148	Thiruvallur	Valangaiman	50	0	30	0	20	150.00	75.00	30.00	45.00	30.00
149	Nagapattinam	Thittachery	40	17	12	0	11	120.00	60.00	24.00	36.00	24.00
150	Nagapattinam	Kuthalam	25	0	8	0	17	75.00	37.50	15.00	22.50	15.00
151	Nagapattinam	Tharangambadi	30	0	8	0	22	90.00	45.00	18.00	27.00	18.00
152	Cuddalore	Mangalapettai	15	7	5	0	3	45.00	22.50	9.00	13.50	9.00
153	Cuddalore	Pennadam	30	7	12	1	10	90.00	45.00	18.00	27.00	18.00
154	Cuddalore	Tittakudi	10	0	8	0	2	30.00	15.00	6.00	9.00	6.00
155	Cuddalore	Melpattampakkam	40	3	6	0	31	120.00	60.00	24.00	36.00	24.00
156	Cuddalore	Bhuvanagiri	50	0	12	0	38	150.00	75.00	30.00	45.00	30.00
157	Cuddalore	Katumanarkoil	25	0	6	0	19	75.00	37.50	15.00	22.50	15.00
158	Cuddalore	Kurinipadi	100	0	29	0	71	300.00	150.00	60.00	90.00	60.00
159	Cuddalore	Ialpettai	60	27	2	0	31	180.00	90.00	36.00	54.00	36.00
160	Cuddalore	Parangipettai	30	0	6	0	24	90.00	45.00	18.00	27.00	18.00
161	Cuddalore	Sethiyathope	47	5	1	0	41	141.00	70.50	28.20	42.30	28.20
162	Cuddalore	Srimushnam	44	0	6	0	38	132.00	66.00	26.40	39.60	26.40

163	Cuddalore	Vadalur	150	0	59	1	90	450.00	225.00	90.00	135.00	90.00
164	Villupuram	Sankarapuram	60	0	17	6	37	180.00	90.00	36.00	54.00	36.00
165	Villupuram	Manalurpettai	30	0	12	0	18	90.00	45.00	18.00	27.00	18.00
166	Villupuram	Arakandanallur	30	0	11	0	19	90.00	45.00	18.00	27.00	18.00
167	Villupuram	Gingee	30	0	19	0	11	90.00	45.00	18.00	27.00	18.00
168	Villupuram	Ananthapuram	125	1	81	0	43	375.00	187.50	75.00	112.50	75.00
169	Villupuram	Thiyagadurgam	50	0	15	0	35	150.00	75.00	30.00	45.00	30.00
170	Villupuram	Vadakkanandal	50	0	15	0	35	150.00	75.00	30.00	45.00	30.00
171	Villupuram	Kottakuppam	30	0	2	0	28	90.00	45.00	18.00	27.00	18.00
172	Villupuram	Marakkanam	25	0	13	0	12	75.00	37.50	15.00	22.50	15.00
173	Villupuram	Thirukoilur	80	15	24	4	37	240.00	120.00	48.00	72.00	48.00
174	Villupuram	Thiruvennainallur	100	1	33	1	65	300.00	150.00	60.00	90.00	60.00
175	Villupuram	Ulundurpettai	25	0	25	0	0	75.00	37.50	15.00	22.50	15.00
176	Villupuram	Valavanur	25	0	7	0	18	75.00	37.50	15.00	22.50	15.00
177	Villupuram	Vikravandi	100	0	44	1	55	300.00	150.00	60.00	90.00	60.00
178	Villupuram	Ananthapuram	50	0	27	0	23	150.00	75.00	30.00	45.00	30.00
179	Villupuram	Gingee	100	0	41	0	59	300.00	150.00	60.00	90.00	60.00
180	Villupuram	Kottakuppam	50	0	1	0	49	150.00	75.00	30.00	45.00	30.00
181	Villupuram	Ulundurpettai	100	0	87	0	13	300.00	150.00	60.00	90.00	60.00
182	Villupuram	Valavanur	75	50	10	0	15	225.00	112.50	45.00	67.50	45.00
183	Villupuram	Vikravandi	100	0	60	0	40	300.00	150.00	60.00	90.00	60.00

Minutes of the 30th CSMC/27.12.2019

184	Thiruvannur	Nanilam	50	0	0	27	0	23	150.00	75.00	30.00	45.00	30.00
185	Cuddalore	Annamalai Nagar	25	0	0	12	0	13	75.00	37.50	15.00	22.50	15.00
186	Cuddalore	Thorapadi	50	0	0	12	0	38	150.00	75.00	30.00	45.00	30.00
187	Cuddalore	Vadalur	100	0	0	60	0	40	300.00	150.00	60.00	90.00	60.00
188	Nagapattinam	Vaitheswarankovil	50	0	0	27	0	23	150.00	75.00	30.00	45.00	30.00
189	Nagapattinam	Nagapattinam	50	13	0	17	0	20	150.00	75.00	30.00	45.00	30.00
190	Salem	Kadayampatty TP	35	0	0	27	0	8	105.00	52.50	21.00	31.50	21.00
191	Salem	Mecheri TP	85	0	0	0	0	85	255.00	127.50	51.00	76.50	51.00
192	Salem	Sentharapatti TP	95	0	0	56	6	33	285.00	142.50	57.00	85.50	57.00
193	Salem	Thedavur TP	50	0	0	0	0	50	150.00	75.00	30.00	45.00	30.00
194	Salem	Keeripatti TP	35	0	0	27	0	8	105.00	52.50	21.00	31.50	21.00
195	Salem	Veeraganur TP	50	0	0	0	0	50	150.00	75.00	30.00	45.00	30.00
196	Salem	P.N.Party TP	102	0	0	0	0	102	306.00	153.00	61.20	91.80	61.20
197	Salem	Veerakalpudhur	50	0	0	0	0	50	150.00	75.00	30.00	45.00	30.00
198	Salem	Kolathur	53	0	0	2	0	51	159.00	79.50	31.80	47.70	31.80
199	Salem	Yethapur	50	0	0	0	0	50	150.00	75.00	30.00	45.00	30.00
200	Salem	Pethanaickenpalayam	50	0	0	0	0	50	150.00	75.00	30.00	45.00	30.00
201	Salem	Gangavalli	50	0	0	0	0	50	150.00	75.00	30.00	45.00	30.00
202	Namakkal	Pandamangalam	30	1	0	5	0	24	90.00	45.00	18.00	27.00	18.00
203	Namakkal	Venkarai TP	32	3	0	5	0	24	96.00	48.00	19.20	28.80	19.20

204	Dharmapuri	Pappireddipatty	30	0	14	0	16	90.00	45.00	18.00	27.00	18.00
205	Coimbatore	Anur TP	25	0	14	0	11	75.00	37.50	15.00	22.50	15.00
206	Coimbatore	Coimbatore (Kuniamuthur)	65	2	12	0	51	195.00	97.50	39.00	58.50	39.00
207	Coimbatore	Coimbatore (Puliyarpuram)	150	12	73	4	61	450.00	225.00	90.00	135.00	90.00
208	Coimbatore	Coimbatore	79	0	42	2	35	237.00	118.50	47.40	71.10	47.40
209	Coimbatore	Dhaliyur TP	65	2	22	0	41	195.00	97.50	39.00	58.50	39.00
210	Coimbatore	Karamadai TP	53	0	22	7	24	159.00	79.50	31.80	47.70	31.80
211	Coimbatore	Kotur TP	150	0	24	0	126	450.00	225.00	90.00	135.00	90.00
212	Coimbatore	Madukarai TP	30	0	8	0	22	90.00	45.00	18.00	27.00	18.00
213	Coimbatore	Narasimmanaickenpalayam	50	0	16	0	34	150.00	75.00	30.00	45.00	30.00
214	Coimbatore	Odiyakulam TP	45	0	17	0	28	135.00	67.50	27.00	40.50	27.00
215	Coimbatore	Periyanaickenpalayam TP	50	0	15	13	22	150.00	75.00	30.00	45.00	30.00
216	Coimbatore	Periyaneagamam TP	60	0	19	0	41	180.00	90.00	36.00	54.00	36.00
217	Coimbatore	Samathur TP	45	0	17	0	28	135.00	67.50	27.00	40.50	27.00
218	Coimbatore	Sirumugai TP	43	0	23	0	20	129.00	64.50	25.80	38.70	25.80
219	Coimbatore	Coimbatore	200	23	47	0	130	600.00	300.00	120.00	180.00	120.00
220	Coimbatore	Coimbatore	200	34	87	0	79	600.00	300.00	120.00	180.00	120.00
221	Coimbatore	Coimbatore	80	30	22	0	28	240.00	120.00	48.00	72.00	48.00
222	Coimbatore	Coimbatore	120	23	47	0	50	360.00	180.00	72.00	108.00	72.00
223	Coimbatore	Coimbatore	50	1	10	0	39	150.00	75.00	30.00	45.00	30.00
224	Coimbatore	Vetrakaranpudhur T.P	30	0	14	0	16	90.00	45.00	18.00	27.00	18.00

225	Coimbatore	Zamin Uthukuli	55	0	16	0	39	165.00	82.50	33.00	49.50	33.00
226	Tiruppur	Madathukulam TP	50	0	4	0	46	150.00	75.00	30.00	45.00	30.00
227	Coimbatore	Moppuripalayam TP	50	0	29	0	21	150.00	75.00	30.00	45.00	30.00
228	Coimbatore	Annur TP	100	0	38	0	62	300.00	150.00	60.00	90.00	60.00
229	Coimbatore	Chettipalayam	75	0	18	0	57	225.00	112.50	45.00	67.50	45.00
230	Nilgiris	Valparai	30	0	10	0	20	90.00	45.00	18.00	27.00	18.00
231	Coimbatore	Pooluvapatti TP	100	4	39	0	57	300.00	150.00	60.00	90.00	60.00
232	Tiruppur	Samalapuram TP	20	0	2	0	18	60.00	30.00	12.00	18.00	12.00
233	Coimbatore	Madukkarai TP	75	0	18	0	57	225.00	112.50	45.00	67.50	45.00
234	Coimbatore	Pollachi	75	0	30	0	45	225.00	112.50	45.00	67.50	45.00
235	Coimbatore	Udumalaipettai	50	0	4	0	46	150.00	75.00	30.00	45.00	30.00
236	Nilgiris	Coonoor	80	0	55	22	3	240.00	120.00	48.00	72.00	48.00
237	Nilgiris	Devarshola TP	100	0	31	0	69	300.00	150.00	60.00	90.00	60.00
238	Tiruppur	Samalapuram TP	116	0	41	0	75	348.00	174.00	69.60	104.40	69.60
239	Tiruppur	Kanniyur TP	26	0	4	0	22	78.00	39.00	15.60	23.40	15.60
240	Tiruppur	Dhali TP	64	0	10	0	54	192.00	96.00	38.40	57.60	38.40
241	Erode	Kasipalayam	20	0	0	0	20	60.00	30.00	12.00	18.00	12.00
242	Erode	Kodumudi	10	0	2	0	8	30.00	15.00	6.00	9.00	6.00
243	Karur	Krishnarayapuram	18	0	4	0	14	54.00	27.00	10.80	16.20	10.80
244	Tiruppur	Thirumanganpoondi	10	0	2	0	8	30.00	15.00	6.00	9.00	6.00
TNCSB - BLC Total			21234	761	8048	164	12261	63702.00	31851.00	12740.40	19110.60	12740.40

[Signature]

II	BLC - DTP												
245	Vellore	Sholinghur	117	3	7	0	107	368.55	175.50	70.20	122.85	70.20	70.20
246	Vellore	Thimiri	10	0	4	0	6	31.50	15.00	6.00	10.50	6.00	6.00
247	Vellore	Vilapakkam	69	0	25	0	44	217.35	103.50	41.40	72.45	41.40	41.40
248	Vellore	Panapakkam	158	0	49	0	109	497.70	237.00	94.80	165.90	94.80	94.80
249	Vellore	Ammoor	32	0	10	0	22	100.80	48.00	19.20	33.60	19.20	19.20
250	Vellore	Kalavai	128	0	50	5	73	403.20	192.00	76.80	134.40	76.80	76.80
251	Vellore	Nemili	106	0	55	0	51	333.90	159.00	63.60	111.30	63.60	63.60
252	Vellore	Pallikonda	122	0	40	0	82	384.30	183.00	73.20	128.10	73.20	73.20
253	Dindigul	Agaram	25	0	12	0	13	78.75	37.50	15.00	26.25	15.00	15.00
254	Thiruvallur	Pallipattu	55	0	21	1	33	173.25	82.50	33.00	57.75	33.00	33.00
255	Tiruvannamalai	Chengam	101	0	79	0	22	318.15	151.50	60.60	106.05	60.60	60.60
256	Tiruvannamalai	Chetpet	115	0	8	0	107	362.25	172.50	69.00	120.75	69.00	69.00
257	Tiruvannamalai	Kalambur	42	0	20	0	22	132.30	63.00	25.20	44.10	25.20	25.20
258	Tiruvannamalai	Pernamallur	132	0	29	1	102	415.80	198.00	79.20	138.60	79.20	79.20
259	Tiruvannamalai	Polur	65	0	5	0	60	204.75	97.50	39.00	68.25	39.00	39.00
260	Tiruvannamalai	Podhupalayam	43	0	16	0	27	135.45	64.50	25.80	45.15	25.80	25.80
DTP Total			1320	3	430	7	880	4158.00	1980.00	792.00	1386.00	792.00	792.00
BLC Total			22554	764	8478	171	13141	67860.00	33831.00	13532.40	20496.60	13532.40	13532.40

5

Annexure XI: Salient details of Demonstration Housing Projects submitted by BMTPC

S. No.	State	Town	Project Name	No. of houses	Other provisions	Central Assistance (Rs. In lakhs)								
						Estimated cost including taxes & insurance	Contingency charges (3%)	Planning of the project @4%	Architectural drawings including preparation of DPR @3%	Structural design @1%	Site visit @1%	Construction management @5%	Maintenance cost @0.5% for 5 year	Total
1	Goa	Chimbel	Demonstration Housing Project Using New / Alternate Technology (Old Age Home)	15 rooms of different sizes	Activity room (1 no.), prayer room (1 no.), dining hall with kitchen (1 no.), reading room (1 no.), doctors room (2 nos.), Physio therapy room (1 no.), emergency care room (1 no.), nurses room (1 no.), caretaker room (1 no.) guest room (1 no.), office room (1 no.), convenience room (1 no.), lift room (1 no.) and separate toilets for ladies & gents, ramp	582.22	17.2	23.98	17.98	5.99	5.99	29.97	14.99	698.52
2	Gujarat	Hathujan	Demonstration Housing Project Using New /	40	Nil	A. Central Assistance 140.00	0.00	23.64	17.73	5.91	5.91	29.55	14.78	237.52

Third Party Quality Monitoring Report of BLC Projects under PMAY-U Mission

State -----Project ----- CSMC No. ----- and Date-----

BLC (New Construction)/BLC (Enhancement)

GENERAL INFORMATION	
Name of TPQM agency	
Date of Visit	
Current Visit No.	
Date of Previous visit	
Any Observation/ remarks in previous visit, which requires attention	
Name of TPQMA representative	
Name of State Representative Present	
Name of ULB representative present	
Name of Community representative present during visit	
Whether signed DPR available	
Whether list of beneficiaries finalized as per DPR?	
Status of uploading of beneficiary details in PMAY MIS	
Any Deviation from the sanctioned DPR in terms of Number of houses/location/size / beneficiaries	

[Handwritten signature]

A . PARTICULARS OF PROJECTS				
1	Name of State/UT			
2	Name of City:			
3	Project name			
4	Project Code:			
5	Implementing Agency (I A)			
6	Location of the Project(Slum name, Ward etc as applicable)			
7	No of Houses in the Project			
8	Date of approval by SLSMC			
9	Date of approval by CSMC with number of CSMC			
10	Approved Project Cost (Rs. in lakh)	Central Assistance	State share	ULB/ I A Share
				Beneficiary Share
11	Date of Sanction of 1 st Instalment of Central Assistance by CSMC			
12	Duration of Project			
13	Date of Commencement	Scheduled	Expected	
14	Date of Completion	Scheduled	Expected	
B PROGRESS – HOUSING COMPONENTS				
1	No of houses sanctioned in the project			
2	No of houses completed			
3	No of Houses in Progress			
4	Stages of Progress: Nos i) Work order issue ii) Foundation/Plinth Level iii) Lintel level iv) Roof level v) Finishing stage			
5	Number of non-starter of houses, if any			
6	Reasons for non-starter of houses, if any			
7	No of houses occupied by the beneficiaries			
8	No of houses un occupied by the beneficiaries, if any- specific reason to be mentioned			
9	Whether approved house plan available and used			
9	Deviation in approved plan, if any .to be specified			
10	Size of Unit (Carpet area)	Sanctioned	As implementa	
11	Whether the building Plan (S) conform to NBC Norms? Any deviation, please specify			
11	Overall Physical progress in %			
12	Whether the progress of houses has been			

[Signature]

	ensured through geo-tagged photographs at various construction level?	
13	Whether DBT of fund to individual beneficiary is ensured in the project?	
14	Any other comment	
C QUALITY ASSURANCE IN THE PROJECT		
1	Whether ULB/State have organized workshop/training programmes to educate the beneficiaries about quality, construction methods, adherence to provisions of disaster resistant features/ technologies	
2	Whether any arrangement of testing of materials available with ULB?	
3	Whether testing of materials being done, as felt necessary from accredited laboratories?	
4	No of houses visited, provide details. <i>Recommended Sample size for monitoring BLC houses is 5-10% of DUs or 50 DUs, whichever is more. In cities where there are multiple BLC projects with less than 500 DUs, TPQMA/ SLNA may consider forming of clusters of around 500 or more DUs which could then be considered as single unit/project to draw bigger samples of more than 50 DUs which can be covered under one TPQMA visit.</i> <i>It may be ensured that houses at different level of construction are selected for physical verification randomly.</i>	
5	Structures is Load Bearing / Framed Structure?	
6	Whether Structural drawings, as approved by Competent Authority available?	
7	Whether structure is designed with necessary disaster resistant features as per relevant Indian standard Code. IS 4326 and IS 1893?	
8	Whether work is being executed by beneficiary himself or any other arrangement is made?	
9	In both the cases, are they aware about the requirement of quality of materials and structure and adherence to the approved architectural Plan and structural drawing?	
10	Any register is maintained for receipt and consumption of materials ?	
11	Whether cement, steel, aggregates, sand etc are being purchased from proper sources?	
12	Is cement of proper type and grade being used?	
13	Cement Is the cement bags contain proper marking as per BIS Certification ? i.e. <i>Manufacturers Name and Brand</i> <i>Type of cement and Grade</i> <i>ISI mark with IS number and Licence number</i> <i>Batch number- week /year</i> If cement is used only from one source or	

	<p>If cement is used only from one source or different sources <i>(Cement from different sources / types should not be used for same concrete)</i></p> <p>Check if the cement is not older than three months of manufactures. <i>If it is more than three months old, it has to be used only after testing with satisfactory results as per relevant IS</i></p> <p>Whether cement is free from lump and stored properly?</p>	
14	<p>Steel</p> <p>Whether Steel of proper grade and make used?</p> <p>Whether steel is purchased from authentic source with necessary certificate regarding its quality?</p> <p>Whether steel is properly stored and are clean and free from rust at the time of use?</p>	
15	<p>Bricks / blocks</p> <p>In case of burnt clay bricks</p> <p>Whether it is well burnt, sound uniform colour having proper size, rectangular shape with sharp edges and giving ringing sound when two bricks struck together.</p> <p>Also, to be checked if it is not breaking if dropped from a height of 1m.</p> <p>In case of Flyash bricks</p> <p>Whether it is purchased from proper source?</p> <p>Whether it has sharp edges and look sound.</p> <p><i>In case of any doubt testing to be got done in laboratory before use</i></p> <p>In case of AAC or concrete blocks</p> <p>Whether blocks are of proper sizes with sharp edges</p> <p>Any quality report is available regarding strength, water absorption etc.</p>	
16	<p>Aggregate</p> <p>Whether aggregate is of proper quality and grading free of organic impurities (like shell, shingle and other impurities)</p>	
	<p>Fine aggregate (Sand)</p> <p>Is it properly washed and sieved?</p> <p>Is it free from silt?</p> <p>Field test may be performed as follows:</p> <p>i) Rub the sample of the sand with wet palms. Good clean sand will not stick to the hand, whereas sand with clay will stick and change the colour of the palm.</p> <p>ii) Take a glass of water and add some quantity of sand and stir the mix. Now allow the mix to settle and observe it after an hour. clean sand will settle immediately but if it forms the distinct layer of silt then sand contains silt or clay particles</p>	

17	Whether Water used for construction is potable?	
18	Whether quality of doors, pipes, hardware, tiles etc, are as per prescribed specification?	
19	Concrete <ul style="list-style-type: none"> i) Whether ratio of concrete is nominal or design mix ii) What is the mode of concrete mixing (batch mixing in concrete mixture/manual) iii) Whether mixing is being done by weight .(If by weight is not practical, volumetric may be done with adequate conversion of weight to volume with due consideration of bulking and moisture) iv) Whether mixer, vibrator are available and are being used with adequate means to run them during concreting v) Whether masons/artisans are aware about the importance of maintaining W/C ratio and are being maintained vi) Whether curing is being done properly 	
20	Shuttering Whether Centring/Shuttering is of adequate material and quality	
21	Houses up to foundation/plinth level Whether <ul style="list-style-type: none"> i) Execution of Depth & width of foundation is as per drawing/adequate and bottom levelled. ii) Plinth height is as drawing/ adequate iii) Horizontal bands with proper reinforcement have been provided iv) Brick masonry and concrete used is as per the specification v) If room dimensions are as per the approved drawing? 	
22	Load bearing/Frame structures with brick masonry work up to plinth/roof level <ul style="list-style-type: none"> i) Whether bricks have been properly soaked 	

	<p>ii) Whether the ratio of mortar proper</p> <p><i>In seismic zone up to IV</i> Ratio used is 1 (cement): 6 (sand)</p> <p><i>In seismic zone V</i> Ratio used shall be 1 (cement): 4 (sand)</p> <p>iii) If the joints are proper and walls are plumb</p> <p>iv) Columns and beam used are proper</p> <p>v) In case of Load Bearing Construction if</p> <p>Seismic belt, as required are provided? with corner reinforcement as per relevant Indian standards. (See IS 4326 :2016)</p>	
23	<p>Houses, where columns and beams , roof slab or other RCC work are in progress:</p> <p>i) Whether adequate reinforcement as per structural requirements are properly placed with cover blocks</p> <p>ii) Whether shuttering is of proper type and properly placed?</p> <p>iii) Whether Bar bending, stirrup bending, are properly done</p> <p>iv) Whether Concrete is properly mixed with proper ratio of ingredients and water cement ratio</p> <p>v) Whether cantering/shuttering is checked for staging & propping, line & level, dimensions, cleaning etc and its quality approved before each stage and record maintained</p> <p>vi) Specific control on RCC work like, mixing by full bag capacity hopper fed mixer, control of slump, placing/compaction with vibrator (proportioning with boxes not permitted)</p> <p>vii) Where concrete is complete, whether adequate curing is done</p> <p>viii) Any defect including honeycombing</p> <p>ix) Checking of finished concrete by rebound hammer test. Whether the result is as per the prescribed</p>	

	specification?	
24	<p>Houses which are in completion stage</p> <ol style="list-style-type: none"> Quality of Plastering (Plaster ratio, finishing etc) Quality of fixing of doors and windows Quality of Plumbing and electrical services Water proofing of wet areas of building including sunken portion. Quality of fixing of tiles and slabs in bathroom, kitchen and WC Maintenance of proper slope in bath room and toilet Quality of roof finishing with brick bat coba with proper slope, khurra etc. 	
25	<p>Finished Houses</p> <ol style="list-style-type: none"> If it is complete in all respect according to approved drawing with sanitation, water supply and electricity? Whether there is any dampness/ seepage noticed? If noticed, state location and probable reasons. <p>TPQMA to also suggest remedial measures.</p> <ol style="list-style-type: none"> Any cracks observed. If yes whether it is shrinkage cracks or structural cracks with suggested rectification. Quality of roof finish, specially below water tank, provisioning of Khurra, slope etc. 	
26	Whether remedial measures taken by IA/ ULB on any previous recommendation made by TPQMA, Pl specify	
27	Any other comment on the equality aspect of the construction	
28	Report of overall assessment of Quality	Minimum 500 words (To be enclosed separately)
29	<p>IN CASE OF ENHANCEMENT</p> <ol style="list-style-type: none"> Whether addition of rooms is as per the approved drawing? Whether addition takes care of 	

	structural safety of overall structures?	
D CIVIC INFRASTRUCTURE		
1	Whether provision of Civic infrastructure components (i.e. Water supply, Sewage, Drainage, Roads, SWM etc.) have been ensured?	
2	Whether the Existing/proposed infrastructure components are independent and/or integrated with city level infrastructure?	
3	Any other comment	
E SOCIAL INFRASTRUCTURE		
1	Whether provision of Social Amenities (i.e. School, Anganwadi, Health Centre, community Centre, Livelihood Centre etc.) have been ensured?	
2	Any other comments on Social Infrastructure	
F FINANCIAL PROGRESS & FUND UTILIZATION		
1	Sanction fund of entire project	
2	Amount of funds received up to date	
3	Up-to-date Expenditure	
4	Amount of funds utilized(out of received)	
5	Amount of expenditure by ULB	
6	Amount of Expenditure by Beneficiaries	
7	Balance funds expected/due from Stakeholders	
G COST VARIATION and TIME- OVERRUNS		
Cost Overrun		
1	Whether there is cost variation? If Yes, what are the reasons?	
Time Overrun		
1	Whether there is time overrun? If Yes, what are the reasons	
H REMEDIAL MEASURES TO IMPROVE PROGRESS AND QUALITY		
Undertaken by Implementation agency to improve the		
1	Physical Progress	
2	Financial progress	
3	Quality Management	
4	Comments and suggestions of TPQMA on above	
I COURT CASES AND LITIGATIONS		
To be specified		
J OTHERS		
1	Any innovative/cost effective/green technology has been used	
2	Feedback of beneficiaries regarding provision of physical & social infrastructure	
3	Reasons for delay in completion of housing and infrastructure, if any;	
4	Any other specific observations by the beneficiaries.	
5	Overall observations on the project (with adequate photographs covering project to a large	

	extent including quality issues as applicable) 1 Critical Observations 2 Action suggested by TPQMA to SLNA and Implementing Agency	
6	Action Taken report on Previous report i) Observations of TPQMA ii) Action suggested by TPQMA iii) Action taken by Beneficiaries/ Implementing Agency iv) Whether TPQMA is satisfied with the action taken	
7	TPQMA Overview of the Project (in 400-500 word) in a separate sheet	
• The format is indicative; the information will vary for different types of projects. The information may be added/deleted as appropriate		

(Signature)

Name

Designation


TPQMA AGENCY

(Signature)

Name

Designation

SLNA



Annexure –XIII-A: Salient details of the 41 BLC(N) project submitted by the UT of Jammu & Kashmir

Rs. in lakh

S.No	Name of the Town	New	Central Assistance @ Rs 1.5 lakh/house	UT Share	Benf. Share	Total	1st Installment 40% of Central Assistance
1	Bishnah	30	45.00	5.00	87.90	137.70	18.00
2	Banihal	20	30.00	3.33	58.60	91.80	12.00
3	Batote	10	15.00	1.67	29.30	45.90	6.00
4	Poonch	20	30.00	3.33	58.60	91.80	12.00
5	Surankote	30	45.00	5.00	87.90	137.70	18.00
6	Rajouri	75	112.50	12.50	219.75	344.25	45.00
7	Nowshera	20	30.00	3.33	58.60	91.80	12.00
8	Sunderbani	15	22.50	2.50	43.95	68.85	9.00
9	Kathua	65	97.50	10.83	190.45	298.35	39.00
10	Basholi	15	22.50	2.50	43.95	68.85	9.00
11	Billawar	25	37.50	4.17	73.25	114.75	15.00
12	Hirnagar	10	15.00	1.67	29.30	45.90	6.00
13	Lakhanpur	8	12.00	1.33	23.44	36.72	4.80

14	Parole	9	13.50	1.50	26.37	41.31	5.40
15	Bari Brahma	20	30.00	3.33	58.60	91.80	12.00
16	Vijaypur	15	22.50	2.50	43.95	68.85	9.00
17	Kishtwar	80	120.00	13.33	234.40	367.20	48.00
18	Udhampur	350	525.00	58.33	1025.50	1606.50	210.00
19	Srinagar	6119	9178.50	1019.79	24904.33	35123.06	3671.40
20	Kunzer	65	97.50	10.83	264.55	373.10	39.00
21	Pattan	78	117.00	13.00	317.46	447.72	46.80
22	Uri	25	37.50	4.17	101.75	143.50	15.00
23	Waltergam	30	45.00	5.00	122.10	172.20	18.00
24	Anantnag	42	63.00	7.00	170.94	241.08	25.20
25	Bijnora	45	67.50	7.50	183.15	258.30	27.00
26	Aishmuquam	9	13.50	1.50	36.63	51.66	5.40
27	Kokernaag	15	22.50	2.50	61.05	86.10	9.00
28	Achhabal	15	22.50	2.50	61.05	86.10	9.00
29	DuruVerinag	20	30.00	3.33	81.40	114.80	12.00
30	Mattan	11	16.50	1.83	44.77	63.14	6.60

31	Pahalgam	19	28.50	3.17	77.33	109.06	11.40
32	Seer Iamdan	12	18.00	2.00	48.84	68.88	7.20
33	Kulgam	17	25.50	2.83	69.19	97.58	10.20
34	Magam	6	9.00	1.00	24.42	34.44	3.60
35	Yaripora	13	19.50	2.17	52.91	74.62	7.80
36	Langate	24	36.00	4.00	97.68	137.76	14.40
37	Khrew	19	28.50	3.17	77.33	109.06	11.40
38	Khansahib	10	15.00	1.67	40.70	57.40	6.00
39	Bandipora	185	277.50	30.83	752.95	1061.90	111.00
40	Hajjan	55	82.50	9.17	223.85	315.70	33.00
41	Sumbal	105	157.50	17.50	427.35	602.70	63.00
	Total	7756	11634.00	1292.61	30635.54	43579.89	4653.60

hdf

Annexure -XIII -B: Salient details of 12 BLC (E) project submitted by the UT of Jammu & Kashmir

Rs. In lakh

S.No	Name of the Town	Enh	Central Assistance @ Rs 1.5 lakh/house	UT Share	Benf. Share	Total	1st Installment 40% of Central Assistance
1	R.S.Pura	31	46.50	5.15	4.76	56.41	18.60
2	Bishnah	10	15.00	1.66	2.24	18.90	6.00
3	Gho Manahas	10	15.00	1.66	1.56	18.22	6.00
4	Sunderbani	3	4.50	0.50	2.53	7.53	1.80
5	Kathua	142	213.00	23.67	165.90	402.57	85.20
6	Hirnagar	5	7.50	0.83	5.84	14.17	3.00
7	Parole	11	16.50	1.83	12.85	31.18	6.60
8	Samba	40	60.00	6.67	25.13	91.80	24.00
9	Bari Brahama	10	15.00	1.66	3.53	20.19	6.00
10	Ramgarh	15	22.50	2.50	5.37	30.37	9.00
11	Reasi	10	15.00	1.67	4.79	21.46	6.00
12	Srinagar	11	16.50	1.83	8.75	19.70	6.60
	Total	298	447.00	49.63	243.25	732.50	178.80

Annexure -XIV-A: Salient Details of 98 BLC (New) projects submitted by State of Punjab

Rs. in lakhs

S.No	Name of the City	No. of Houses	Beneficiary Details			Project Cost in Lakhs					1st Installment (40%) of Central Assistance
			GEN including OBC	SC	ST	Total	Project Cost	Central Assistance @ Rs 1.5 lakh/house	State Share	Beneficiary Share	
1	Amlah	148	77	71	0	148	616.272	222.00	37.00	357.27	88.80
2	Doraha	20	2	18	0	20	83.28	30.00	5.00	48.28	12.00
3	Chamkaur Sahib	45	5	40	0	45	187.38	67.50	11.25	108.63	27.00
4	Morinda	62	29	33	0	62	258.168	93.00	15.50	149.67	37.20
5	Samtala	48	12	36	0	48	199.872	72.00	12.00	115.87	28.80
6	Khamano	11	2	9	0	11	45.804	16.50	2.75	26.55	6.60
7	maloud	20	0	20	0	20	83.28	30.00	5.00	48.28	12.00
8	Bassi pathana	108	16	92	0	108	449.712	162.00	27.00	260.71	64.80
9	Mullanpur Dakha	15	11	4	0	15	62.46	22.50	3.75	36.21	9.00
10	Ralkot	10	3	7	0	10	41.64	15.00	2.50	24.14	6.00
11	Sabnewal	30	11	19	0	30	124.92	45.00	7.50	72.42	18.00
12	Payal	27	4	23	0	27	112.428	40.50	6.75	65.18	16.20
13	Anandpur Sahib	3	1	2	0	3	12.492	4.50	0.75	7.24	1.80

W

14	Jagraon	52	9	43	0	52	216.528	78.00	13.00	125.53	31.20
15	Machhiwara	30	15	15	0	30	124.92	45.00	7.50	72.42	18.00
16	Khanna	10	3	7	0	10	41.64	15.00	2.50	24.14	6.00
17	Fatchgarh Sahib	179	84	95	0	179	745.356	268.50	44.75	432.11	107.40
18	Gobindgarh	9	3	6	0	9	37.476	13.50	2.25	21.73	5.40
19	Ludhiana Corp.	1223	523	700	0	1223	5092.572	1834.50	305.75	2952.32	733.80
20	Guru Har Sahai	15	6	9	0	15	62.46	22.50	3.75	36.21	9.00
21	Mallanwala	40	5	35	0	40	166.56	60.00	10.00	96.56	24.00
22	Mudki	3	1	2	0	3	12.492	4.50	0.75	7.24	1.80
23	Mamdot	33	0	33	0	33	137.412	49.50	8.25	79.66	19.80
24	Bagha Purana	10	2	8	0	10	41.64	15.00	2.50	24.14	6.00
25	Dharmkot	5	1	4	0	5	20.82	7.50	1.25	12.07	3.00
26	Kot ise Khan	22	11	11	0	22	91.608	33.00	5.50	53.11	13.20
27	Badhni kalan	3	0	3	0	3	12.492	4.50	0.75	7.24	1.80
28	Nihal singh wala	6	1	5	0	6	24.984	9.00	1.50	14.48	3.60
29	Makhu	20	7	13	0	20	83.28	30.00	5.00	48.28	12.00
30	Fazilka	43	17	26	0	43	179.052	64.50	10.75	103.80	25.80

31	kot kapura	22	8	14	0	22	91.608	33.00	5.50	53.11	13.20
32	Jattu	20	0	20	0	20	83.28	30.00	5.00	48.28	12.00
33	Arniwala	19	1	18	0	19	79.116	28.50	4.75	45.87	11.40
34	Talwandi Bhai	39	12	27	0	39	162.396	58.50	9.75	94.15	23.40
35	Faridkot	5	1	4	0	5	20.82	7.50	1.25	12.07	3.00
36	Moga Corp.	201	78	123	0	201	836.964	301.50	50.25	485.21	120.60
37	Bathinda MC	502	176	326	0	502	2090.328	753.00	125.50	1211.83	301.20
38	Bhuchomandi	19	3	16	0	19	79.116	28.50	4.75	45.87	11.40
39	Rampuraphul	16	2	14	0	16	66.624	24.00	4.00	38.62	9.60
40	Nathana	28	0	28	0	28	116.592	42.00	7.00	67.59	16.80
41	Bhairupa	49	12	37	0	49	204.036	73.50	12.25	118.29	29.40
42	Mehraj	60	1	59	0	60	249.84	90.00	15.00	144.84	36.00
43	Maluka	3	1	2	0	3	12.492	4.50	0.75	7.24	1.80
44	Lehra Mahobbat	16	3	13	0	16	66.624	24.00	4.00	38.62	9.60
45	Bareta	219	82	137	0	219	911.916	328.50	54.75	528.67	131.40
46	Joga	404	177	227	0	404	1682.256	606.00	101.00	975.26	242.40
47	Kothaguru	60	31	29	0	60	249.84	90.00	15.00	144.84	36.00

Minutes of the 50th CSMC/27.12.2019

bed

48	Muktsar	62	23	39	0	62	258.168	93.00	15.50	149.67	37.20
49	Malout	282	94	188	0	282	1174.248	423.00	70.50	680.75	169.20
50	Gidderbaha	10	2	8	0	10	41.64	15.00	2.50	24.14	6.00
51	Batiwala	3	0	3	0	3	12.492	4.50	0.75	7.24	1.80
52	Sardulgarh	63	40	23	0	63	262.332	94.50	15.75	152.08	37.80
53	Mandikalan	7	6	1	0	7	29.148	10.50	1.75	16.90	4.20
54	Chauke	16	2	14	0	16	66.624	24.00	4.00	38.62	9.60
55	Maur	18	0	18	0	18	74.952	27.00	4.50	43.45	10.80
56	Kolfatta	40	8	32	0	40	166.56	60.00	10.00	96.56	24.00
57	Kotshamir	11	2	9	0	11	45.804	16.50	2.75	26.55	6.60
58	Bhagta Bhai ka	42	26	16	0	42	174.888	63.00	10.50	101.39	25.20
59	Rampura	27	10	17	0	27	112.428	40.50	6.75	65.18	16.20
60	Jalandhar	763	100	663	0	763	3177.132	1144.50	190.75	1841.88	457.80
61	Sultanpur Lodhi	36	22	14	0	36	149.904	54.00	9.00	86.90	21.60
62	Shahkot	43	11	32	0	43	179.052	64.50	10.75	103.80	25.80
63	Adampur	16	6	10	0	16	66.624	24.00	4.00	38.62	9.60
64	Bilga	4	3	1	0	4	16.656	6.00	1.00	9.66	2.40

Minutes of the 50th CSMC./27.12.2019

W

65	Amritsar crop.	354	137	217	0	354	1474.056	531.00	88.50	854.56	212.40
66	Sri Hargobindpur	65	21	44	0	65	270.66	97.50	16.25	156.91	39.00
67	Sujanpur	36	15	21	0	36	149.904	54.00	9.00	86.90	21.60
68	Batala	71	26	45	0	71	295.644	106.50	17.75	171.39	42.60
69	PAITALA	159	99	60	0	159	662.076	238.50	39.75	383.83	95.40
70	MOHALI	11	3	8	0	11	45.804	16.50	2.75	26.55	6.60
71	BIJADSON	28	10	18	0	28	116.592	42.00	7.00	67.59	16.80
72	SANGRUR	165	71	94	0	165	687.06	247.50	41.25	398.31	99.00
73	AMARGARH	19	11	8	0	19	79.116	28.50	4.75	45.87	11.40
74	DHURI	56	38	18	0	56	233.184	84.00	14.00	135.18	33.60
75	KURALI	35	18	17	0	35	145.74	52.50	8.75	84.49	21.00
76	KHARAR	50	17	33	0	50	208.2	75.00	12.50	120.70	30.00
77	GHAGGA	61	35	26	0	61	254.004	91.50	15.25	147.25	36.60
78	SAMANA	468	172	296	0	468	1948.752	702.00	117.00	1129.75	280.80
79	MOONAK	25	11	14	0	25	104.1	37.50	6.25	60.35	15.00
80	PATRAN	45	15	30	0	45	187.38	67.50	11.25	108.63	27.00
81	KILANAURI	70	11	59	0	70	291.48	105.00	17.50	168.98	42.00

Minutes of the 50th GSMC/27.12.2019

82	LEHRAGAGGA	77	47	30	0	77	320.628	115.50	19.25	185.88	46.20
83	LONGOWAL	30	13	17	0	30	124.92	45.00	7.50	72.42	18.00
84	CHEEMA	31	7	24	0	31	129.084	46.50	7.75	74.83	18.60
85	SUNAM	135	67	68	0	135	562.14	202.50	33.75	325.89	81.00
86	DURBA	26	12	14	0	26	108.264	39.00	6.50	62.76	15.60
87	LALRU	40	8	32	0	40	166.56	60.00	10.00	96.56	24.00
88	BANUR	20	12	8	0	20	83.28	30.00	5.00	48.28	12.00
89	DURABASSI	27	6	21	0	27	112.428	40.50	6.75	65.18	16.20
90	RAJPURA	48	12	36	0	48	199.872	72.00	12.00	115.87	28.80
91	MALEKOTLA	200	60	140	0	200	832.8	300.00	50.00	482.80	120.00
92	HAUNDIAYA	30	3	27	0	30	124.92	45.00	7.50	72.42	18.00
93	AJMHEDGARH	92	61	31	0	92	383.088	138.00	23.00	222.09	55.20
94	BHADAUR	252	15	237	0	252	1049.328	378.00	63.00	608.33	151.20
95	TAPPA	91	52	39	0	91	378.924	136.50	22.75	219.67	54.60
96	BARNALA	59	10	49	0	59	245.676	88.50	14.75	142.43	35.40
97	DHANULA	46	13	33	0	46	191.544	69.00	11.50	111.04	27.60
98	Ghanour	10	5	5	0	10	41.64	15.00	2.50	24.14	6.00
	Total	8307	2917	5390	0	8307	34590.35	12460.50	2076.75	20053.10	4984.20

Annexure XIV-B: Salient Details of the 23 BLC (E) projects submitted by the State of Punjab

S.No	Name of the City	No. of Houses	Beneficiary Details				Project Cost in Lakhs				1st Installment 40% of Central Assistance
			GEN including OBC	SC	ST	Total	Project Cost	Central Assistance @ Rs 1.5 lakh/house	State Share	Beneficiary Share	
1	Samrala	5	2	3	0	5	5.2	5.20	0.00	0.00	2.08
2	Khamano	8	3	5	0	8	8.64	8.64	0.00	0.00	3.46
3	Ludhiana	112	30	82	0	112	118.76	118.76	0.00	0.00	47.50
4	Bathinda	400	166	234	0	400	432	432.00	0.00	0.00	172.80
5	Muktsar	202	59	143	0	202	199.41	199.41	0.00	0.00	79.76
6	Sardulgarh	59	37	22	0	59	63.31	63.31	0.00	0.00	25.32
7	Maur	34	5	29	0	34	35.72	35.72	0.00	0.00	14.29
8	Kotfatta	17	4	13	0	17	18.28	18.28	0.00	0.00	7.31
9	Anritsar	314	109	205	0	314	312.08	312.08	0.00	0.00	124.83
10	Pathankot	366	83	283	0	366	395.03	395.03	0.00	0.00	158.01
11	Dhariwal	2	1	1	0	2	2.12	2.12	0.00	0.00	0.85
12	Dinanagar	22	5	17	0	22	23.32	23.32	0.00	0.00	9.33
13	Sri Hargobindpur	30	13	17	0	30	29.88	29.88	0.00	0.00	11.95


h

14	Sujanpur	62	27	35	0	62	59.99	59.99	0.00	0.00	24.90
15	Batala	80	18	62	0	80	83.33	83.33	0.00	0.00	33.33
16	PAULIA	55	38	17	0	55	53.44	53.44	0.00	0.00	21.38
17	DHURI	17	9	8	0	17	16.46	16.46	0.00	0.00	6.58
18	KURAIJI	66	29	37	0	66	67.44	67.44	0.00	0.00	26.98
19	SUNAM	22	18	4	0	22	20.71	20.71	0.00	0.00	8.28
20	BANUR	17	7	10	0	17	18.36	18.36	0.00	0.00	7.34
21	DERABASSI	16	6	10	0	16	17.28	17.28	0.00	0.00	6.91
22	BARNALA	21	5	16	0	21	22.68	22.68	0.00	0.00	9.07
23	Ghanour	1	1	0	0	1	1.08	1.08	0.00	0.00	0.43
	Total	1928	675	1253	0	1928	2004.52	2004.52	0.00	0.00	801.808

Handwritten signature/initials.

Annexure XV: Salient Details of the 29 BLC (N) projects submitted by the State of Maharashtra

Sr. No.	DISTRICT	EWS DUs	Category			Central Assistance (Rs. Lacs)	State share (Rs. Lacs)	I/A share (Rs. Lacs)	Beneficiary share (Rs. Lacs)	EWS Project cost (Rs. Lacs)	1st Installment(40 % of Central Assistance)
			GEN	SC	ST	OBC					
1	Amravati	110	50	7	7	46	165.00	110.00	0.00	668.745	66.00
2	Amravati	1155	572	209	18	356	1732.50	1155.00	0.00	6208.390	693.00
3	Chandrapur	131	6	19	4	102	196.50	131.00	0.00	759.24	78.60
4	Jalna	265	160	30	20	55	397.50	265.00	0.00	1588.810	159.00
5	Kolhapur	124	85	19	1	19	186.00	124.00	0.00	798.720	74.40
6	Kolhapur	60	51	2	3	4	90.00	60.00	0.00	347.730	36.00
7	Latur	1567	1415	40	11	101	2350.50	1567.00	463.830	9740.47	940.20
8	Latur	345	164	25	31	125	517.50	345.00	102.12	2144.520	207.00
9	Nagpur	106	4	1	2	99	159.00	106.00	0.00	614.33	63.60
10	Nagpur	53	5	3	0	45	79.50	53.00	0.00	307.160	31.80
11	Nanded	2019	1525	125	48	321	3028.50	2019.00	180.80	12234.23	1211.40
12	Nanded	500	290	51	39	120	750.00	500.00	0.00	3465.00	300.00
13	Nanded	91	34	8	24	25	136.50	91.00	0.00	698.47	54.60
14	Nanded	191	70	34	8	79	286.50	191.00	0.00	1209.32	114.60
15	Nanded	92	31	8	1	52	138.00	92.00	0.00	589.26	55.20
16	Nanded	207	92	32	23	60	310.50	207.00	0.00	1341.050	124.20

Minutes of the 5th CSMC/27.12.2019


17	Nanded	111	38	7	34	32	166.50	111.00	0.00	418.3	695.800	66.60
18	Nanded	416	250	26	40	100	624.00	416.00	0.00	1375.5	2415.500	249.60
19	Nashik	43	11	10	5	17	64.50	43.00	0.00	169.85	277.350	25.80
20	Osmanabad	285	165	36	3	81	427.50	285.00	0.00	1119.72	1832.220	171.00
21	Pune	305	136	42	41	86	457.50	305.00	0.00	1331.42	2093.920	183.00
22	Ratnagiri	13	3	1	0	9	19.50	13.00	0.00	42.84	75.34	7.80
23	Ratnagiri	34	9	1	0	24	51.00	34.00	0.00	112.08	197.080	20.40
24	Sangli	65	28	6	1	30	97.50	65.00	0.00	214.23	376.730	39.00
25	Satara	41	25	1	0	15	61.50	41.00	0.00	135.15	237.650	24.60
26	Solapur	88	52	5	0	31	132.00	88.00	12.00	379.71	611.71	52.80
27	Solapur	120	80	28	2	10	180.00	120.00	0.00	395.49	695.490	72.00
28	Washim	140	98	15	3	24	210.00	140.00	0.00	461.38	811.380	84.00
29	Yavatmal	189	106	17	15	51	283.50	189.00	0.00	662.63	1135.130	113.40
	Total	8866	5555	808	384	2119	13,299.00	8866.00	758.75	31247.00	54170.75	5319.60

64.50

Annexure XVI-A : Salient Details of the 158 BLC (N) projects submitted by the State of Uttar Pradesh

S.No	City Name	GEN	SC	ST	OBC	Proposed Houses	Project Cost	Central Assistance	State Share	Beneficiary Share	1st Installment 40% of Central Assistance
1	Bah NP	48	35	-	187	270	907.20	405.00	270.00	232.20	162.00
2	Kheragarh NP	216	85	1	438	740	2,486.40	1,110.00	740.00	636.40	444.00
3	Allahabad NN	7	26	-	28	61	204.78	91.50	61.00	52.28	36.60
4	Jhusi NP	58	216	17	154	445	1,493.85	667.50	445.00	381.35	267.00
5	Lal Gopalganj NP	76	122	2	311	511	1,715.42	766.50	511.00	437.92	306.60
6	Auraiya NPP	56	64	4	242	366	1,228.65	549.00	366.00	313.65	219.60
7	Babarpur-Ajmal NP	167	90	1	141	399	1,339.44	598.50	399.00	341.94	239.40
8	Phaphund NP	78	92	-	131	301	1,010.45	451.50	301.00	257.95	180.60
9	Atrauliya NP	2	19	-	69	90	302.40	135.00	90.00	77.40	54.00
10	Azamgarh NPP	58	318	-	417	793	2,664.48	1,189.50	793.00	681.98	475.80
11	Bilraganj NP	6	23	-	99	128	430.08	192.00	128.00	110.08	76.80
12	Maharajganj NP	12	3	-	66	81	272.16	121.50	81.00	69.66	48.60
13	Mahul Khas NP	49	19	-	191	259	870.24	388.50	259.00	222.74	155.40
14	Mubarakpur NPP	24	136	-	308	468	1,572.48	702.00	468.00	402.48	280.80
15	Nizamabad NP	22	27	7	152	208	698.88	312.00	208.00	178.88	124.80
16	Phulpur NP	4	7	-	44	55	184.80	82.50	55.00	47.30	33.00
17	Bahraich NPP	92	18	-	178	288	1,094.40	432.00	288.00	374.40	172.80
18	Jarwal NP	25	42	48	10	125	475.00	187.50	125.00	162.50	75.00
19	Ristiya Bazar NP	22	13	2	30	67	254.60	100.50	67.00	87.10	40.20
20	Bansdih NP	36	37	3	166	242	919.60	363.00	242.00	314.60	145.20

21	Roori NP	26		26	5	215	272	1,033.60	408.00	272.00	353.60	163.20
22	Sikanderpur NP	14		50	1	248	313	1,189.40	469.50	313.00	406.90	187.80
23	Pachperwa NP	7		1	-	79	87	330.60	130.50	87.00	113.10	52.20
24	Tulsipur NP	10		-	-	91	101	383.80	151.50	101.00	131.30	60.60
25	Utraula NPP	11		3	-	62	76	288.80	114.00	76.00	98.80	45.60
26	BisandaBuzurg NP	34		106	-	124	264	1,005.38	396.00	264.00	345.38	158.40
27	Mataundh NP	38		10	-	104	152	578.85	228.00	152.00	198.85	91.20
28	OranNP	4		24	5	16	49	186.60	73.50	49.00	64.10	29.40
29	Lindwari NP	22		31	-	145	198	754.03	297.00	198.00	259.03	118.80
30	Aonla NPP	12		15	-	173	200	760.00	300.00	200.00	260.00	120.00
31	Bisharaganj NP	6		-	-	109	115	437.00	172.50	115.00	149.50	69.00
32	Faridpur NP	-		36	-	462	498	1,892.40	747.00	498.00	647.40	298.80
33	Faridpur NPP	60		36	-	352	448	1,702.40	672.00	448.00	582.40	268.80
34	Murganji NP	7		2	-	187	196	744.80	294.00	196.00	254.80	117.60
35	Richha NP	2		-	-	441	443	1,683.40	664.50	443.00	575.90	265.80
36	Rithora NP	9		39	-	108	156	592.80	234.00	156.00	202.80	93.60
37	Sainthal NP	227		1	-	297	525	1,995.00	787.50	525.00	682.50	315.00
38	Shahi NP	22		-	-	101	123	467.40	184.50	123.00	159.90	73.80
39	Bhabnan Bazar NP	26		4	-	101	131	497.80	196.50	131.00	170.30	78.60
40	Ghosi Bazar NP	5		15	-	252	272	1,033.60	408.00	272.00	353.60	163.20
41	Gopiganj NPP	62		29	-	834	925	3,515.00	1,387.50	925.00	1,202.50	555.00
42	Gyanpur NP	80		35	-	229	344	1,307.20	516.00	344.00	447.20	206.40
43	Suriyawan NP	59		151	-	647	857	3,256.60	1,285.50	857.00	1,114.10	514.20
44	Haldeur NPP	22		55	-	138	215	817.00	322.50	215.00	279.50	129.00
45	Najibabad NPP	21		19	25	28	93	353.40	139.50	93.00	120.90	55.80

46	Noorpur NPP	29	17	16	23	85	323.00	127.50	85.00	110.50	51.00
47	Sahaspur NP	35	37	31	41	144	547.20	216.00	144.00	187.20	86.40
48	Kachhla NP	69	103	-	689	861	3,271.80	1,291.50	861.00	1,119.30	516.60
49	Mundiya NP	30	43	-	90	163	619.40	244.50	163.00	211.90	97.80
50	Dibal NPP	18	28	-	498	544	2,071.70	816.00	544.00	711.70	326.40
51	Naraura NPP	40	178	-	386	604	2,300.20	906.00	604.00	790.20	362.40
52	Chakia NP	5	29	-	61	95	319.20	142.50	95.00	81.70	57.00
53	Mughalsarai NPP	18	52	-	226	296	994.56	444.00	296.00	254.56	177.60
54	Chitrakoot Dham (Karwi) NPP	97	213	38	480	828	2,782.08	1,242.00	828.00	712.08	496.80
55	ManikpurSarbar NP	89	141	6	95	331	1,112.16	496.50	331.00	284.66	198.60
56	Rajapur NP	10	55	6	41	112	376.32	168.00	112.00	96.32	67.20
57	Deoria NPP	48	53	-	501	602	2,287.60	903.00	602.00	782.60	361.20
58	Litawah NPP	-	134	-	25	159	533.76	238.50	159.00	136.26	95.40
59	Jaswanagar NPP	18	51	-	318	387	1,299.15	580.50	387.00	331.65	232.20
60	Kampil NP	10	16	-	110	136	456.55	204.00	136.00	116.55	81.60
61	Ghaziabad NN	37	27	3	384	451	1,717.53	676.50	451.00	390.03	270.60
62	Modinagar NPP	7	10	-	170	187	712.15	280.50	187.00	244.65	112.20
63	Muradnagar NPP	8	20	-	249	277	1,054.89	415.50	277.00	362.39	166.20
64	Bahadurganj NP	15	17	-	121	153	514.08	229.50	153.00	131.58	91.80
65	Ghaziapur NPP	-	33	-	110	143	480.48	214.50	143.00	122.98	85.80
66	Jangipur NP	-	1	-	141	142	477.12	213.00	142.00	122.12	85.20
67	Mohammadabad NP	-	-	-	91	91	305.76	136.50	91.00	78.26	54.60
68	Saidpur NP	3	42	-	164	209	702.24	313.50	209.00	179.74	125.40
69	Zamania NPP	-	3	-	369	372	1,249.92	558.00	372.00	319.92	223.20
70	Gonda NPP	17	5	-	137	159	604.20	238.50	159.00	206.70	95.40

71	Khargapur NP	3	4	-	52	59	224.20	88.50	59.00	76.70	35.40
72	Hapur NPP	1	22	-	59	82	312.28	123.00	82.00	107.28	49.20
73	Bilgram NPP	23	5	-	67	95	318.91	142.50	95.00	81.41	57.00
74	Kursadi NP	14	50	3	57	124	416.27	186.00	124.00	106.27	74.40
75	Pihani NPP	53	3	-	144	200	671.39	300.00	200.00	171.39	120.00
76	Sandi NPP	44	7	-	88	139	466.62	208.50	139.00	119.12	83.40
77	Sandila NPP	9	2	-	157	168	563.97	252.00	168.00	143.97	100.80
78	Shahabad NPP	22	186	-	241	449	1,507.28	673.50	449.00	384.78	269.40
79	Thasayan NP	-	-	-	20	20	76.00	30.00	20.00	26.00	12.00
80	Hathras NPP	14	71	1	154	240	912.00	360.00	240.00	312.00	144.00
81	Mendi NP	3	31	-	25	59	224.20	88.50	59.00	76.70	35.40
82	Mursan NP	2	11	2	24	39	148.20	58.50	39.00	50.70	23.40
83	Jalaun NPP	154	176	19	216	565	2,151.67	847.50	565.00	739.17	339.00
84	Kadavra NP	18	143	-	140	301	1,146.28	451.50	301.00	393.78	180.60
85	Kalpi NPP	1	202	-	94	297	1,131.05	445.50	297.00	388.55	178.20
86	Badliapur NP	18	75	-	329	422	1,417.92	633.00	422.00	362.92	353.20
87	Jafarabad NP	2	3	-	39	44	147.84	66.00	44.00	37.84	26.40
88	Jaunpur NPP	23	371	1	1,032	1,427	4,794.72	2,140.50	1,427.00	1,227.22	836.20
89	Kheta Sarai NP	39	16	-	136	191	641.76	286.50	191.00	164.26	114.60
90	Machhlisnahr NP	-	1	-	35	36	120.96	54.00	36.00	30.96	21.60
91	Badagon NP	5	12	-	100	117	445.57	175.50	117.00	153.07	70.20
92	Baruasagar NPP	-	5	-	83	88	335.13	132.00	88.00	115.13	52.80
93	Erich NP	55	131	3	253	442	1,683.26	663.00	442.00	578.26	265.20
94	Gauratha NP	66	177	-	173	416	1,584.24	624.00	416.00	544.24	249.60
95	Moth NP	18	79	-	128	225	856.86	337.50	225.00	294.36	135.00

201

96	Ranipur NP	18	130	-	69	217	826.39	325.50	217.00	283.89	130.20
97	Kannauj NPP	108	47	-	164	319	1,070.88	478.50	319.00	273.38	191.40
98	Sikanderpur NP	16	8	-	149	173	580.76	259.50	173.00	148.26	103.80
99	Talgram NP	34	-	-	87	121	406.19	181.50	121.00	103.69	72.60
100	Akbarpur NP	72	215	-	324	611	2,031.11	916.50	611.00	523.61	366.60
101	Amraudha NP	-	242	-	256	498	1,671.78	747.00	498.00	426.78	298.80
102	Kushinagar NPP	922	1,221	552	2,514	5,209	19,794.20	7,813.50	5,209.00	6,771.70	3,125.40
103	Sewarhi NP	-	-	-	281	281	1,067.80	421.50	281.00	365.30	168.60
104	Kheri NP	45	9	-	106	160	537.12	240.00	160.00	137.12	96.00
105	Lakhimpur NPP	57	14	1	58	130	436.41	195.00	130.00	111.41	78.00
106	Mailani NP	46	15	1	149	211	803.54	316.50	211.00	276.04	126.60
107	SingahiBhirauna NP	19	14	-	106	139	529.35	208.50	139.00	181.85	83.40
108	Lucknow NN	141	187	3	269	600	2,014.19	900.00	600.00	514.19	360.00
109	Bhogaon NP	3	17	-	80	100	336.00	150.00	100.00	86.00	60.00
110	Mainpuri NPP	49	187	-	824	1,060	3,561.60	1,590.00	1,060.00	911.60	636.00
111	Chhata NP	109	1	-	41	151	573.80	226.50	151.00	196.30	90.60
112	Gokul NP	95	1	-	12	108	410.40	162.00	108.00	140.40	64.80
113	Mahaban NP	21	1	-	67	89	338.20	133.50	89.00	115.70	53.40
114	Mathura NN	1,525	58	38	3,120	4,741	18,015.80	7,111.50	4,741.00	6,163.30	2,841.60
115	Radhakund NP	5	1	-	100	106	402.80	159.00	106.00	137.80	63.60
116	Saunikh NP	30	6	-	186	222	843.60	333.00	222.00	288.60	133.20
117	Muhammabad NP	6	115	-	201	322	1,081.92	483.00	322.00	276.92	193.20
118	Walidpur NP	4	64	-	406	474	1,592.64	711.00	474.00	407.64	284.10
119	Chunar NPP	27	26	1	134	188	714.40	282.00	188.00	244.40	112.80
120	Kachhwa NP	8	28	-	81	117	444.60	175.50	117.00	152.10	70.20

121	Dhakiya NP	2	1	2	479	484	1,839.20	726.00	484.00	629.20	290.40
122	Moradabad NN	42	451	-	189	682	2,591.60	1,023.00	682.00	886.60	409.20
123	Budhana NP	2	2	-	69	73	278.00	109.50	73.00	95.50	43.80
124	Jansath NP	-	-	-	16	16	60.93	24.00	16.00	20.93	9.60
125	Khatauli NPP	-	3	-	80	83	316.09	124.50	83.00	108.59	49.80
126	Miranpur NP	8	21	-	102	131	498.88	196.50	131.00	171.38	78.60
127	Muzaffar Nagar NPP	41	35	-	268	344	1,310.04	516.00	344.00	450.04	206.40
128	Purquazi NP	1	19	-	89	109	415.10	163.50	109.00	142.60	65.40
129	Shahpur NP	4	5	-	82	91	346.55	136.50	91.00	119.05	54.60
130	Sisauli NP	4	3	-	113	120	456.99	180.00	120.00	156.99	72.00
131	Jahanabad NP	29	8	2	68	107	406.60	160.50	107.00	139.10	64.20
132	Nyoriya Husainpur NP	13	14	-	317	344	1,307.20	516.00	344.00	447.20	206.40
133	Pilibhit NPP	219	70	4	774	1,067	4,054.60	1,600.50	1,067.00	1,387.10	640.20
134	Kunda NP	25	166	-	228	419	1,406.57	628.50	419.00	359.07	251.10
135	Manikpur NP	45	125	-	168	338	1,134.66	507.00	338.00	289.66	202.80
136	Salon NP	5	28	-	126	159	533.76	238.50	159.00	136.26	95.40
137	Behat NP	1	7	-	28	36	137.10	54.00	36.00	47.10	21.60
138	Chilkana Sultanpur NP	2	34	-	117	153	582.67	229.50	153.00	200.17	91.80
139	Deoband NPP	4	8	-	185	197	750.23	295.50	197.00	257.73	118.20
140	Gangoh NPP	2	5	-	67	74	281.81	111.00	74.00	96.81	44.40
141	Nakur NPP	47	99	14	391	551	2,098.36	826.50	551.00	720.86	330.60
142	Nanauta NP	20	12	-	346	378	1,439.53	567.00	378.00	494.53	226.80
143	Rampur Maubaran NP	40	271	-	414	725	2,761.00	1,087.50	725.00	948.50	435.00
144	Sarsawa NPP	15	139	-	107	261	993.95	391.50	261.00	341.45	156.60

145	Tiron NP	60	35	-	83	178	677.87	267.00	178.00	232.87	106.80
146	Hariharpur NP	50	22	-	245	317	1,204.60	475.50	317.00	412.10	190.20
147	Khallabad NPP	104	48	-	566	718	2,728.40	1,077.00	718.00	933.40	430.80
148	Maghar NP	18	13	-	158	189	718.20	283.50	189.00	245.70	113.40
149	Khudaganj NP	40	8	-	418	466	1,770.80	699.00	466.00	605.80	279.60
150	Shahjahanpur NN	47	63	-	74	184	699.20	276.00	184.00	239.20	110.40
151	Tilhar NPP	11	-	-	218	229	870.20	343.50	229.00	297.70	137.40
152	Bhinga NPP	61	26	2	857	946	3,594.80	1,419.00	946.00	1,229.80	567.60
153	Ikauna NP	7	4	2	77	90	342.00	135.00	90.00	117.00	54.00
154	Bansi NPP	53	32	-	841	926	3,518.80	1,389.00	926.00	1,203.80	555.60
155	Barhani Bazar NP	9	19	-	139	167	634.60	250.50	167.00	217.10	100.20
156	Shohratgarh NP	12	24	-	154	190	722.00	285.00	190.00	247.00	114.00
157	Laharpur NPP	153	59	-	399	611	2,051.11	916.50	611.00	523.61	366.60
158	Sitapur NPP	453	172	15	465	1,105	3,709.46	1,657.50	1,105.00	946.96	663.80
	Total	8,043	9,829	887	37,572	56,331	2,05,692.74	84,496.50	56,331.00	64,865.24	33,798.60

had

Annexure XVI-B: Salient Details of the 20 BLC (E) projects submitted by the State of Uttar Pradesh

S.No	ULB Name	GEN	SC	ST	OBC	Total Houses	Project Cost	Central Assistance	State Share	Beneficiary Share	Rs. In lakhs 1st Installment 40% of Central Assistance
1	Azamgarh NPP	1	12	0	10	23	54.85	34.50	20.35	-	13.80
2	Bahraich NPP	18	1	0	24	43	105.94	64.50	41.44	-	25.80
3	Bansdih NP	15	5	5	51	76	187.25	114.00	73.25	-	45.60
4	Reoti NP	17	17	7	182	223	549.42	334.50	214.92	-	133.80
5	Sikanderpur NP	8	11	1	83	103	253.77	154.50	99.27	-	61.80
6	GauraBarhaz NPP	45	49	0	599	693	1,707.39	1,039.50	667.89	-	115.80
7	Gonda NPP	12	1	0	46	59	145.36	88.50	56.86	-	35.40
8	Navabganj NPP	2	0	0	62	64	152.63	96.00	56.63	-	38.40
9	Khargapur NP	1	2	0	23	26	64.06	39.00	25.06	-	15.60
10	Shahabad NPP	1	14	0	3	18	45.61	27.00	18.00	0.61	10.80
11	Bilgram NPP	3	0	0	23	26	65.88	39.00	26.00	0.88	15.60
12	Pihani NPP	21	0	0	44	65	164.69	97.50	65.00	2.19	39.00
13	Sevathi NP	4	0	0	133	137	337.54	205.50	132.04	-	82.20
14	Kheri NP	17	1	0	48	66	134.18	99.00	35.01	0.17	39.60
15	Lucknow NN	3	11	0	8	22	52.30	33.00	18.86	0.44	13.20
16	Ahaura NPP	3	2	0	70	75	184.78	112.50	72.28	-	45.00
17	NyoriyaHusainpur NP	10	9	0	262	281	684.60	421.50	263.10	-	168.60
18	Pilibhit NPP	63	25	2	179	269	662.75	403.50	259.25	-	161.40
19	Jahanabad NP	26	1	0	25	52	128.12	78.00	50.12	-	31.20
20	Khalilabad NPP	15	23	0	84	122	300.58	183.00	117.58	-	73.20
	Total	285	184	15	1959	2443	5,981.70	3,664.50	2,312.91	4.29	1,465.80